


Receive a Lighting Quote in 3 easy steps



Complete

The digital PDF quote form which can be found on TaskLighting.com under Resources



Attach

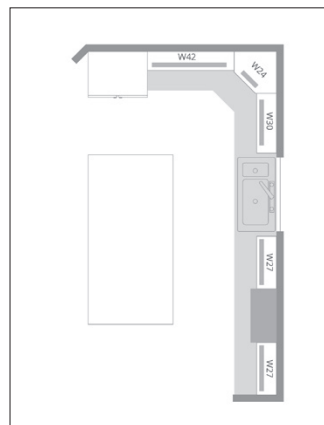
Your floor plans or elevations with dimensions



E-mail

This information to receive a FREE layout and quote – send to DesignAndSupport@TaskLighting.com

TASK lighting	Job Name <u>Country Home Project</u>
	Date Needed By <u>December</u>
	Dealer Name <u>TaskLighting</u>
	Dealer No. <u>866-848-9094</u>
Notes	
TYPE OF PROJECT Residential Showroom	
TYPE OF LIGHTING Type Lighting – recessed with Aluminum Housing	
SELECT KELVIN TEMPERATURE 2700K 3000K 4000K 5000K	
TYPE OF POWER SUPPLY Hardwired – with a WLED LED Driving System	
DO YOU NEED APS? Yes No	
SELECT FINISH OPTION Black Bronze Satin Nickel White	



TASK lighting	Job Name <u>Country Home Project</u>
	Date Needed By <u>December</u>
	Dealer Name <u>TaskLighting</u>
	Dealer No. <u>866-848-9094</u>
Notes	
TYPE OF PROJECT Residential Showroom	
TYPE OF LIGHTING Type Lighting – recessed with Aluminum Housing	
SELECT KELVIN TEMPERATURE 2700K 3000K 4000K 5000K	
TYPE OF POWER SUPPLY Hardwired – with a WLED LED Driving System	
DO YOU NEED APS? Yes No	
SELECT FINISH OPTION Black Bronze Satin Nickel White	

Don't know where to start?

Do you have more questions before completing and submitting your quote form? Call **866-848-9094** or e-mail DesignAndSupport@TaskLighting.com. Get connected with one of our friendly in-house Design Services team members to help you pick out the lighting products that will work best in the space.

QUANTITY	SYMBOL	ITEM NUMBER		
1		TR18-2WD-P-WT	18" TR Series Angle Power Strip with white device, white finish	
1		TR18-2WD-P-WT	18" TRU Series Angle Power Strip with white device, white finish	
2		TR24-2WD-P-WT	24" TR Series Angle Power Strip with white device, white finish	
2		TR24-2WD-P-WT	24" TRU Series Angle Power Strip with white device, white finish	

Sample layout from Design Services showing Angle Power Strip fixtures



Design By: Artistic Cabinetry

Contact Design Services for assistance

Call us at **866-848-9094** or e-mail DesignAndSupport@TaskLighting.com with your technical support or product questions. Our friendly team can help with layout suggestions, advice on the best products for your project, and selecting between fully assembled fixtures and tape lighting. Are you unsure about the best color temperature for your application? We can help with that, too!

Help selecting between Kelvin temperatures to fit your space



Assistance in deciding what controller works best for your lighting design



Duo Controller
T-Q-2Z-WC-RF-WT



TandemLED™ Controller
T-T-1Z-WC-RF-WT

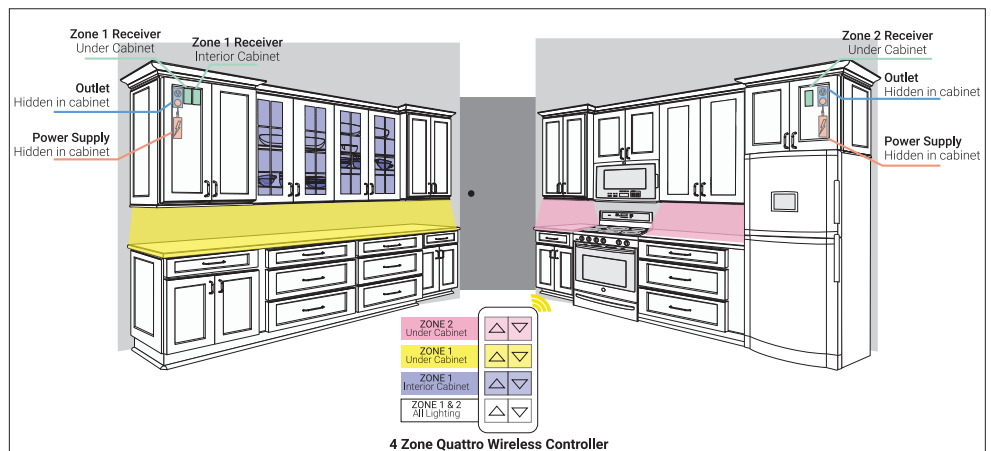


Touch Dimmer
T-TDS-60W



Hardwired Dimmer
DVLV-600P-WT

Layout recommendations for the best lighting and power locations



Suggested lighting and power applications

Design Services Sample Layouts



Sample layout showing Angle Power Strip fixtures and illumaLED™ Tape Lighting

Locations of wiring, power supplies, receivers, and switches are for illustration and do not indicate required installation locations. Installation locations are based upon job site conditions. Additional components may be needed when wireless controlling is set up by zones or areas.

Design Services
866-848-9094
DesignAndSupport@TaskLighting.com

QUANTITY	SYMBOL	ITEM NUMBER		
1		L-VMW00-16-30 16 ft roll Vivid Series LED Tape Light		
2		T-60W-12V-PI 60 watt plug-in power supply		
2		T-Q-WR96 96 watt receiver		
3		L-BMM-4Z6PK-W Tape light to wire connector (6 pieces in each pack)		
1		T-CW20G-STR-50 20 gauge stranded, white jacket, 50 ft roll		
2		T-Q-12-WC-RF-WT Uno 3-Zone controller		
2	not shown on drawing	L-APW-4238 3M Adhesive Promoter Wipes		
1	not shown on drawing	T-TOOL-S01 Pen style screwdriver, 2 sizes Phillips and flat heads		
1		TR12-1WD-P-WT 12" TR Series Angle Power Strip, white device, white finish		
2		TR18-2WD-P-WT 18" TR Series Angle Power Strip with white device, white finish		
2		TR30-2WD-P-WT 30" TR Series Angle Power Strip with white device, white finish		
1		TR42-2WD-P-WT 42" TR Series Angle Power Strip with white device, white finish		

Sample layout showing Lighted Power Strip fixtures

Design Services
866-848-9094
DesignAndSupport@TaskLighting.com

Locations of wiring, power supplies, receivers, and switches are for illustration and do not indicate required installation locations. Installation locations are based upon job site conditions. Additional components may be needed when wireless controlling is set up by zones or areas.

QUANTITY	SYMBOL	ITEM NUMBER		
4		SR9H-20ND9-F30 19-5/8" sempriaLED recessed strip light		
1		LP12HR6NDWWT30 12-1/2" Lighted Power Strip white with white receptacles, 3000 K		
1		LP24HR12NDWWT30 24-1/2" Lighted Power Strip white with white receptacles, 3000 K		
3		LP30HR15NDWWT30 30-1/2" Lighted Power Strip white with white receptacles, 3000 K		
3		T-36W-12V-PI 36 watt plug-in power supply		
5		T-Q-WR96 96 watt receiver		
1		T-CW20G-SOL-50 20 gauge solid, grey jacket, 50 ft roll		
1		T-Q-4Z-WC-RF-WT Quattro 4-Zone controller		

Sample layout showing TandemLED™ Tape Lighting

Design Services
866-848-9094
DesignAndSupport@TaskLighting.com

QUANTITY	SYMBOL	ITEM NUMBER	
1		L-T600-16-MW 16 ft roll Tandem Series LED Tape Light	
1	60	T-60W-12V-PI 60 watt plug-in power supply	
1	REC	T-TWAV-WR-120 WAV Smart Receiver	
1		T-T-12-WC-RF-WT TandemLED wireless 1 Zone controller, White	
2		L-8MM-E26PK-W Tape light to wire connector (6 pk)	
1		T-CW20G-STR-25 20 gauge stranded, white jacket, 25 ft roll	

Locations of wiring, power supplies, receivers, and switches are for illustration and do not indicate required installation locations. Installation locations are based upon job site conditions. Additional components may be needed when wireless controlling is set up by zones or areas.

Sample layout showing sempriaLED™ Linear Fixtures

Design Services
866-848-9094
DesignAndSupport@TaskLighting.com

sempriaLED Under Cabinet Lighting

QUANTITY	SYMBOL	ITEM NUMBER	
2		SG9-30ND15W-F40 30" sempriaLED fixture	
1	48	T-DT48W-12V-HW 48 watt hardwired power supply	
2	Mitre joint not indicated on floor plan	SG9-WW-MJ12-WT sempriaLED mitre joint	
1	WireWay not indicated on floor plan	SG9-WW-48-WT sempriaLED WireWay	
1		SP-20LF-20-2 20 ft roll 20-2 solid wire	
1	\$D	DVLV-600P-WH Magnetic low voltage dimmer	

Locations of wiring, power supplies, receivers, and switches are for illustration and do not indicate required installation locations. Installation locations are based upon job site conditions. Additional components may be needed when wireless controlling is set up by zones or areas.