


Knobs & Pulls

The finishing touch designed to make a statement



Knob & Pull Collections

Jeffrey Alexander

Aberdeen	17
Alvar	18-19
Annadale	20-21
Anwick	22-23
Audrey	24-25
Belcastel 1	26-27
Bella	28
Bordeaux	29
Boswell	30-31
Bremen 1	32-33
Bremen 2	34-35
Cairo	36-37
Callie	38-39
Carmen	40-41
Chesapeake	42
Cordova	43
Delgado	44
Delmar	45
Dominique	46-47
Durham	48
Elara	50-51
Ella	52-53
Glenmore	49
Harlow	54-55
Hayworth	56-57
Hudson	58-59
Katharine	60-61
Key Grande	62-63
Key West & Key Largo	64-65
Lafayette	70
Larkin 1 & 2	66,68
Larkin 3 & 4 NEW COLLECTION	67,69
Lexa	71
Leyton	72-73
Loxley NEW COLLECTION	74-75
Lyon	76
Marie	78-79
Marlo	77
Merrick	80-81
Milan 1	82-83
Mirada	84-85
Philip	86-87
Rae	88
Regan	89
Renzo	90-91
Rhodes	92
Richard	94-95
Roman	96-97
Royce	93
Sonoma	98-99
Southerland NEW COLLECTION	100-101
Spencer	102-103
Sullivan	104-105
Sutton	106-107
Tahoe	108
Tiffany	110-111
Tuscany	109
Wheeler	112-113
Whitlock NEW COLLECTION	114-115
Zane	116-117
Appliance Handles	118-125

Elements

Aiden	130-131
Arcadia	132
Asher	133
Belfast	134
Brenton	135
Calloway	136
Capri	137
Cosgrove	138
Cypress	139
Edgefield NEW FINISH	140-141
Florence	142
Gatsby	143
Gibson NEW SIZES	144-145
Glendale	146
Hadly	148-149
Hammond	147
Kenner	150
Kingsport	151
Knox	152-153
Lindos	154
Madison	155
Merryville	156
Naples	158-161
Park	157
Seaver	162
Sedona	163
Slade	164
Somerset	165
Stanton	166-167
Strickland	168
Syracuse	169
Thatcher	170-171
Torino	172
Verona	173
Vienna	174
Walker 1 & 2	176-177
Watervale	175
Westbury	180
William NEW COLLECTION	178-179
Zachary	181

Accessories & Displays

Backplates	182
Latches	183
Finial Hinges	183
Drilling Jigs & Templates	184-185
Display Towers & Boards	186-205

Resources

Item Number Index	206-207
Trending Finishes Index	208-209
Product Resources	210
Finish Key	211
Care & Cleaning/Warranty	212




Larkin 3 & 4 (Knurled)

See pages 67,69


New collections



Knurled Center



Knurled Ends





Loxley
See pages 74-75

New collection





Southerland

See pages 100-101

New collection





Whitlock

See pages 114-115

New collection





William

See pages 178-179

New collection




Edgefield

See pages 140-141

New finish

ABG - Aluminum Brushed Gold



Gibson

See pages 144-145

New sizes and knob






































































224 mm, 305 mm, and 12" pulls





These products are being retired. Check availability online or call for products marked with "+"

See collection pages for finish and size options

							
Aberdeen [†] page 17	Aberdeen [†] page 17	Annadale page 20	Annadale page 20	Anwick page 22	Anwick page 22	Audrey page 24	Belcastel 1 page 26
							
Bella page 28	Bella page 28	Bordeaux page 29	Bremen 1 page 32	Bremen 2 page 34	Bremen 2 page 34	Cairo & Royce page 36 & 93	Carmen page 40
							
Carmen page 40	Chesapeake page 42	Chesapeake & Cordova pages 42 & 43	Cordova page 43	Cordova page 43	Delgado page 44	Delmar page 45	Dominique page 46
							
Dominique page 46	Durham page 48	Elara page 50	Ella page 52	Glenmore [†] page 49	Harlow page 54	Harlow page 54	Harlow page 54
							
Harlow page 54	Harlow page 54	Hayworth page 56	Hayworth page 56	Hudson page 58	Katharine page 60	Key Grande page 62	Key West & Key Largo page 64
							
Lafayette page 70	Lafayette page 70	Lafayette page 70	Larkin 1 & 2 page 68	Larkin 3 & 4 NEW page 69	Lexa page 71	Loxley NEW page 74	Loxley NEW page 74
							
Lyon page 76	Marie page 78	Marlo page 77	Milan 1 page 82	Mirada page 84	Philip page 86	Rae [†] page 88	Renzo page 90
							
Rhodes page 92	Richard page 94	Roman page 96	Sonoma & Royce page 98 & 93	Southerland NEW page 100	Spencer page 102	Sullivan page 104	Tahoe page 108
							
Tiffany page 110	Tuscan [†] page 109	Wheeler page 112	Whitlock NEW page 114	Zane page 116			

All products, unless otherwise noted, are packaged with installation screws (8-32 standard and 8-32 breakaway screws).



A step above... in Quality, Selection, and Design

Quality

All our products are manufactured from the highest quality materials and undergo meticulous examination to ensure only the best products reach your door. We believe strongly in the quality, integrity, and reliability of our products and offer a lifetime warranty on all Jeffrey Alexander decorative hardware (see page 212).

Selection

Jeffrey Alexander offers 60+ patented and original collections plus a variety of industry-standard designs in a wide range of styles and finishes. With extended lengths as well as appliance handles available in many of our collections, there's something for everyone.

Design

Inspiration comes from the latest styles in interior design to the newest fashion trends on the runway. That inspiration is creatively transformed into beautiful hardware for any kitchen, bath, or home project. Our designs are heavier in weight with solid or flat backs, not hollow backs, adding a touch of luxury while providing a comfortable feel in your hand.



536-128BNBDL



535-160SN



536-96DBAC



535-128BNBDL



535L-DBAC



535DBAC



535-96BNB



535L-BNB



535L-BNBDL



535L-SN

Knobs	Description	Overall Length	Width at Center	Projection	Hand Space	Foot Width	Foot Length	Inner Box	Price Code
535 [†]	square knob	1-1/4"	1-1/4"	1-1/4"	1"	3/4"	3/4"	20	[F]
535L [†]	rectangle knob	1-1/2"	7/8"	1-1/4"	1"	3/4"	3/4"	20	[F]

Pulls	Center-to-Center	Overall Length	Width at Center	Projection	Hand Space	Foot Width	Foot Length	Inner Box	Price Code
535-96 [†]	96 mm (3-3/4") CC	5"	7/8"	1"	13/16"	1-1/4"	1"	10	[H]
536-96 [†]	96 mm (3-3/4") CC cup pull	5"	1-1/16"	1"	7/8"	1-1/4"	5"	10	[H]
535-128 [†]	128 mm (5-1/16") CC	6-1/4"	7/8"	1-1/16"	7/8"	1-1/4"	1"	10	[J]
536-128 [†]	128 mm (5-1/16") CC cup pull	6-1/4"	1-1/16"	1-1/16"	15/16"	1-1/4"	6-1/4"	10	[K]
535-160 [†]	160 mm (6-5/16") CC	7-9/16"	7/8"	1-1/16"	7/8"	1-1/4"	1"	10	[K]

Finishes



BNB
Brushed
Black Nickel



BNBDL
Brushed Pewter



DBAC
Brushed Oil
Rubbed Bronze



SN
Satin Nickel

These products are being retired.
Check availability online or call for products marked with "†"



PATENT
D708,927; D707,098;
D722,483; D710,674



264-160SN

264-96BNBDL

264-3DBAC

264-96MB

264-128PC

264-192NI

264-192SBZ

Pulls	Center-to-Center	Overall Length	Width at Center	Projection	Hand Space	Foot Width	Foot Length	Inner Box	Price Code
264-3	3" CC	3-11/16"	3/8"	1-1/16"	13/16"	3/8"	5/8"	20	[D]
264-96	96 mm (3-3/4") CC	4-7/16"	3/8"	1-1/16"	13/16"	3/8"	5/8"	20	[E]
264-128	128 mm (5-1/16") CC	5-3/4"	3/8"	1-1/16"	13/16"	3/8"	5/8"	20	[E]
264-160	160 mm (6-5/16") CC	7"	3/8"	1-1/16"	13/16"	3/8"	5/8"	10	[F]
264-192	192 mm (7-9/16") CC	8-1/4"	3/8"	1-1/16"	13/16"	3/8"	5/8"	10	[G]

Display	Description
DB801-GRY	Alvar hardware on Designer Grey display board, 16"W x 11"H



GRACEFUL

Alvar's graceful yet straightforward and contemporary curved profile is sure to enchant. With a variety of lengths and finishes, this pull collection blends well with raised panel, flat panel, and Shaker-style cabinets.



Shown in Polished Nickel

Finishes



BNBDL
Brushed Pewter



DBAC
Brushed Oil Rubbed Bronze



MB
Matte Black



NI
Polished Nickel



PC
Polished Chrome



SBZ
Satin Bronze



SN
Satin Nickel



Knobs	Description	Overall Length	Width at Center	Projection	Hand Space	Foot Width	Foot Length	Inner Box	Price Code
435	square knob	1-1/4"	1-1/4"	1-1/4"	15/16"	3/4"	3/4"	20	[F]
435L	rectangle knob	1-1/2"	7/8"	1-1/4"	15/16"	3/4"	3/4"	20	[F]

Pulls	Center-to-Center	Overall Length	Width at Center	Projection	Hand Space	Foot Width	Foot Length	Inner Box	Price Code
435-96	96 mm (3-3/4") CC	5"	7/8"	1-1/8"	7/8"	1-1/4"	1"	10	[G]
436-96	96 mm (3-3/4") CC cup pull	5"	1-1/16"	1-1/8"	15/16"	1-1/4"	5"	10	[H]
435-128	128 mm (5-1/16") CC	6-1/4"	7/8"	1-3/16"	15/16"	1-1/4"	1"	10	[J]
436-128	128 mm (5-1/16") CC cup pull	6-1/4"	1-1/16"	1-3/16"	15/16"	1-1/4"	6-1/4"	10	[K]
435-160	160 mm (6-5/16") CC	7-9/16"	7/8"	1-3/16"	15/16"	1-1/4"	1"	10	[K]

Display	Description
DB982-GRY	Annadale hardware on Designer Grey display board, 16"W x 11"H



U.S. PATENT

D708,040; D708,926;
D721,941; D711,722



Shown in Brushed Oil Rubbed Bronze

INVITING

A wide square shape softened with a pillow top accent makes Annadale an inviting and strikingly beautiful choice. Standard pulls and cup pulls are available to add the finishing touch to Shaker cabinets.

Finishes



BNBDL
Brushed Pewter



DACM
Gun Metal



DBAC
Brushed Oil
Rubbed Bronze



MB
Matte Black



SN
Satin Nickel



Knobs	Description	Overall Length	Width at Center	Projection	Hand Space	Foot Width	Foot Length	Inner Box	Price Code
867	rectangle knob	1-3/8"	5/8"	1-1/16"	13/16"	5/8"	5/16"	30	[E]
867L	square knob	1-1/8"	1-1/8"	1-1/16"	13/16"	1-1/8"	5/16"	20	[E]

Pulls	Center-to-Center	Overall Length	Width at Center	Projection	Hand Space	Foot Width	Foot Length	Inner Box	Price Code
867-3	3" CC	4-5/16"	5/8"	1-1/16"	13/16"	5/8"	5/16"	10	[F]
867-96	96 mm (3-3/4") CC	5-1/8"	5/8"	1-1/16"	13/16"	5/8"	5/16"	10	[G]
867-128	128 mm (5-1/16") CC	6-3/8"	5/8"	1-1/16"	13/16"	5/8"	5/16"	10	[H]
867-160	160 mm (6-5/16") CC	7-5/8"	5/8"	1-1/16"	13/16"	5/8"	5/16"	10	[J]
867-228	228 mm (9") CC	10-5/16"	5/8"	1-1/16"	13/16"	5/8"	5/16"	10	[K]
867-320	320 mm (12-5/8") CC	13-15/16"	5/8"	1-1/16"	13/16"	5/8"	5/16"	10	[K]

Display	Description
DB993-GRY	Anwick hardware on Designer Grey display board, 16"W x 11"H



PATENT D728,342; D737,654



MODERN

The intricate decorative line detail and soft modern edge of Anwick create a unique and unrivaled contemporary look. Offered in extended lengths, this sleek pull design helps create a continuous clean line on wide drawers for a balanced and streamlined look.



Finishes



BNBDL
Brushed Pewter



DBAC
Brushed Oil
Rubbed Bronze



NI
Polished Nickel



SN
Satin Nickel



Knobs	Description	Overall Length	Width at Center	Projection	Hand Space	Foot Width	Foot Length	Inner Box	Price Code
278	square knob	1-1/8"	1-1/8"	1-7/16"	15/16"	1/2"	1/2"	20	[D]
278L	large square knob	1-3/8"	1-3/8"	1-7/16"	15/16"	1/2"	1/2"	10	[D]

Pulls	Center-to-Center	Overall Length	Width at Center	Projection	Hand Space	Foot Width	Foot Length	Inner Box	Price Code
278-96	96 mm (3-3/4") CC	4-1/4"	5/8"	1-1/2"	7/8"	1/2"	1/2"	10	[E]
278-128	128 mm (5-1/16") CC	5-9/16"	5/8"	1-1/2"	7/8"	1/2"	1/2"	10	[F]
278-160	160 mm (6-5/16") CC	6-13/16"	5/8"	1-1/2"	7/8"	1/2"	1/2"	10	[G]
278-192	192 mm (7-9/16") CC	8-1/16"	5/8"	1-1/2"	7/8"	1/2"	1/2"	10	[H]
278-224	224 mm (8-3/16") CC	9-3/8"	11/16"	1-9/16"	7/8"	9/16"	9/16"	10	[H]
278-305	305 mm (12") CC	12-9/16"	11/16"	1-9/16"	7/8"	9/16"	9/16"	10	[K]
278-12	12" CC app. handle	12-5/8"	1"	2-1/4"	1-1/4"	3/4"	3/4"	5	[K]
278-18*	18" CC app. handle	18-3/4"	1"	2-1/4"	1-1/4"	3/4"	3/4"	5	[K]

Display	Description
DB819-GRY	Audrey hardware on Designer Grey display board, 16"W x 11"H



*18" appliance handles are packaged with 10-24 standard and 10-24 breakaway screws.



Shown in Satin Bronze

POISED

Poised and effortlessly charming, Audrey from Jeffrey Alexander adds understated elegance to any room. With an impeccably tailored silhouette on both the cabinet knob and pull, this collection delivers a modern expression with lavish contours, sparkling with charisma and class. The sweeping curves of Audrey's cabinet pull not only provide an exceptional feel in the hand but also add a little more hand clearance for ensured comfortability.

Finishes



BG
Brushed Gold



BNBDL
Brushed Pewter



DBAC
Brushed Oil
Rubbed Bronze



MB
Matte Black



PC
Polished Chrome



SBZ
Satin Bronze



SN
Satin Nickel



Knobs	Description	Overall Length/ Diameter	Width at Center	Projection	Hand Space	Foot Width	Foot Length	Inner Box	Price Code
MO6303	round knob	1-3/8"	1-3/8"	1-1/16"	11/16"	11/16"	13/16"	20	[D]

Pulls	Center-to-Center	Overall Length	Width at Center	Projection	Hand Space	Foot Width	Foot Length	Inner Box	Price Code
MO6373	96 mm (3-3/4") CC	4-5/8"	7/16"	1-3/16"	13/16"	3/4"	7/8"	15	[E]
MO6373-128	128 mm (5-1/16") CC	5-7/8"	7/16"	1-3/16"	13/16"	3/4"	7/8"	20	[F]
MO6373-160	160 mm (6-5/16") CC	7-1/8"	7/16"	1-3/16"	13/16"	3/4"	7/8"	10	[G]
MO6373-12	12" CC appl. handle	13-1/4"	3/4"	2-5/16"	1-11/16"	1-1/8"	1-1/4"	5	[K]
MO6373-18*	18" CC appl. handle	19-1/4"	3/4"	2-5/16"	1-11/16"	1-1/8"	1-1/4"	5	[K]

Display	Description
DB971-GRY	Belcastel 1 hardware on Designer Grey display board, 16"W x 11"H

*18" appliance handles are packaged with 10-24 standard and 10-24 breakaway screws.



CLASSIC

Belcastel 1 embodies a classic and dashing personality with its soft, square foot and gentle curves. This collection is a chameleon, harmoniously melding with Shaker, traditional, or slab cabinet styles with its eleven different finishes.



Shown in Satin Nickel

Finishes



ABM-D
Distressed
Antique Brass



BNBDL
Brushed Pewter



DACM
Gun Metal



DBAC
Brushed Oil
Rubbed Bronze



DMAC
Distressed Oil
Rubbed Bronze



MB
Matte Black



NI
Polished Nickel



PC
Polished Chrome



SBZ
Satin Bronze



SIM-D
Distressed
Antique Silver



SN
Satin Nickel





Knobs	Description	Overall Length	Width at Center	Projection	Hand Space	Foot Width	Foot Length	Inner Box	Price Code
818	round knob	1-3/8"	1-3/8"	1-1/8"	3/4"	5/8"	5/8"	20	[F]
818L	T-knob	2-1/4"	11/16"	1-3/8"	3/4"	5/8"	5/8"	20	[G]

Pulls	Center-to-Center	Overall Length	Width at Center	Projection	Hand Space	Foot Width	Foot Length	Inner Box	Price Code
818-96	96 mm (3-3/4") CC	4-3/8"	5/8"	1-3/8"	13/16"	5/8"	5/8"	15	[H]
818-128	128 mm (5-1/16") CC	5-11/16"	5/8"	1-3/8"	3/4"	5/8"	5/8"	15	[H]
818-160	160 mm (6-5/16") CC	6-15/16"	5/8"	1-3/8"	3/4"	5/8"	5/8"	10	[J]
818-12	12" CC appl. handle	13-1/8"	1"	2"	1"	1-1/8"	1-1/8"	5	[K]

Display Description

DB975-GRY Bella hardware on Designer Grey display board, 16"W x 11"H

Finishes



ABSBS
Antique Brushed Satin Brass



BNBDL
Brushed Pewter



DBAC
Brushed Oil Rubbed Bronze



NI
Polished Nickel



SN
Satin Nickel



D662,388; D661,972;
D660,679



Knobs	Description	Overall Length	Width at Center	Projection	Hand Space	Foot Width	Foot Length	Inner Box	Price Code
3990	oval knob	1-3/16"	13/16"	1-5/16"	9/16"	9/16"	9/16"	25	[D]

Pulls	Center-to-Center	Overall Length	Width at Center	Projection	Hand Space	Foot Width	Foot Length	Inner Box	Price Code
8236	96 mm (3-3/4") CC	5"	1-5/16"	1-1/4"	1-3/16"	1-5/16"	5"	25	[E]

Display	Description
DB925-GRY	Bordeaux hardware on Designer Grey display board, 16"W x 11"H

Finishes





Pulls	Center-to-Center	Overall Length	Width at Center	Projection	Hand Space	Foot Width	Foot Length	Inner Box	Price Code
177-96	96 mm (3-3/4") CC	4-1/4"	1/2"	1-1/16"	13/16"	1/2"	5/8"	15	[E]
177-128	128 mm (5-1/16") CC	5-9/16"	1/2"	1-1/16"	13/16"	1/2"	5/8"	15	[F]
177-160	160 mm (6-5/16") CC	6-13/16"	1/2"	1-1/16"	13/16"	1/2"	5/8"	10	[G]
177-192	192 mm (7-9/16") CC	8-1/16"	1/2"	1-1/16"	13/16"	1/2"	5/8"	10	[G]
177-224	224 mm (8-13/16") CC	9-5/16"	1/2"	1-1/16"	13/16"	1/2"	5/8"	10	[H]

Display **Description**
 DB805-GRY Boswell hardware on Designer Grey display board, 16"W x 11"H



Shown in Matte Black

CONTEMPORARY

Boswell combines gentle lines and a gracefully angled foot putting a modern twist on the traditional square bar pull. Adding a rounded undercurve for a touch of delicacy to the overall sleek profile, this pull collection is ideally suited to today's top trending soft contemporary styles.

Finishes



BNBDL
Brushed Pewter



DBAC
Brushed Oil
Rubbed Bronze



MB
Matte Black



PC
Polished Chrome



SN
Satin Nickel



Knobs	Description	Overall Length	Width at Center	Projection	Hand Space	Foot Width	Foot Length	Inner Box	Price Code
117	round knob	1-1/4"	1-1/4"	1-1/16"	5/8"	3/4"	3/4"	20	[D]

Pulls	Center-to-Center	Overall Length	Width at Center	Projection	Hand Space	Foot Width	Foot Length	Inner Box	Price Code
527	96 mm (3-3/4") CC	4-5/8"	7/16"	1-3/16"	13/16"	7/8"	7/8"	15	[F]
527-128	128 mm (5-1/16") CC	5-7/8"	7/16"	1-1/8"	13/16"	13/16"	13/16"	10	[F]
527-160	160 mm (6-5/16") CC	7-1/8"	7/16"	1-1/8"	13/16"	13/16"	13/16"	10	[H]
527-12	12" CC appl. handle	13-1/8"	3/4"	2-1/16"	1-1/2"	1-1/8"	1-1/8"	5	[K]

Display	Description
DB974-GRY	Bremen 1 hardware on Designer Grey display board, 16"W x 11"H



EFFORTLESS

The stylish curves and simple stacked feet of Bremen 1 deliver effortless appeal and pizzazz to cabinets. Mirroring those appealing qualities in its button knob, this collection is equally at home in transitional or traditional settings.



Shown in Satin Bronze

Finishes



ABM-D
Distressed
Antique Brass



ABSB
Antique Brushed
Satin Brass



BNBDL
Brushed Pewter



DACM
Gun Metal



DBAC
Brushed Oil
Rubbed Bronze



DMAC
Distressed Oil
Rubbed Bronze



NI
Polished Nickel



PC
Polished Chrome



SBZ
Satin Bronze



SIM
Distressed
Antique Silver



SN
Satin Nickel



Knobs	Description	Overall Length	Width at Center	Projection	Hand Space	Foot Width	Foot Length	Inner Box	Price Code
127	barrel knob	1-3/16"	1-3/16"	1-1/8"	5/8"	13/16"	13/16"	20	[D]
137	stacked knob	1-1/4"	1-1/4"	1-1/8"	11/16"	3/4"	3/4"	30	[D]

Pulls	Center-to-Center	Overall Length	Width at Center	Projection	Hand Space	Foot Width	Foot Length	Inner Box	Price Code
537	96 mm (3-3/4") CC	4-3/16"	1/2"	1-1/4"	11/16"	3/8"	3/8"	20	[E]
537-128	128 mm (5-1/16") CC	5-7/16"	1/2"	1-1/4"	11/16"	3/8"	3/8"	10	[F]
537-160	160 mm (6-5/16") CC	6-11/16"	1/2"	1-1/4"	11/16"	3/8"	3/8"	10	[F]
537-12	12" CC appl. handle	12-11/16"	5/8"	1-5/8"	7/8"	11/16"	11/16"	5	[K]

Display	Description
DB973-GRY	Bremen 2 hardware on Designer Grey display board, 16"W x 11"H



UNFAILING

The unfailing style of Bremen 2 is highlighted by slight curves and a sturdy presence. The stacked barrel design is echoed across three standard pull lengths, an appliance handle, and two coordinating knobs. Bremen 2 feels at home in either a traditional or American Country design.

Design Idea

Achieve a confidently understated look by pairing dark cabinet finishes with dark hardware.

Finishes



ABSB
Antique Brushed
Satin Brass



DACM
Gun Metal



DBAC
Brushed Oil
Rubbed Bronze



DMAC
Distressed Oil
Rubbed Bronze



NI
Polished Nickel



SN
Satin Nickel



Knobs	Description	Overall Length	Width at Center	Projection	Hand Space	Foot Width	Foot Length	Inner Box	Price Code
595	pyramid knob	1-1/4"	1-1/4"	7/8"	9/16"	5/8"	5/8"	20	[D]

Pulls	Center-to-Center	Overall Length	Width at Center	Projection	Hand Space	Foot Width	Foot Length	Inner Box	Price Code
595-96	96 mm (3-3/4") CC	4-13/16"	1/2"	1-1/8"	7/8"	1"	11/16"	20	[E]
595-128	128 mm (5-1/16") CC	6-1/16"	1/2"	1-1/8"	15/16"	1"	11/16"	15	[E]

Display	Description
DB981-GRY	Cairo hardware on Designer Grey display board, 16"W x 11"H






REMINISCENT


Reminiscent of the pyramids in Egypt, Cairo's dramatic faceted design meets elegant curves to create a look that echoes architectural history. The angled profile of this knob and pull combination catches the light in just the right way to add grandeur to cabinets.



Finishes



BNBDL
Brushed Pewter



DBAC
Brushed Oil
Rubbed Bronze



PC
Polished Chrome



SN
Satin Nickel



Pulls	Center-to-Center	Overall Length	Width at Center	Projection	Hand Space	Foot Width	Foot Length	Inner Box	Price Code
839-3	3" CC	4-3/16"	3/8"	1-1/4"	13/16"	7/16"	13/16"	20	[E]
839-96	96 mm (3-3/4") CC	4-15/16"	3/8"	1-1/4"	13/16"	7/16"	13/16"	15	[F]
839-128	128 mm (5-1/16") CC	6-1/4"	3/8"	1-1/4"	13/16"	7/16"	13/16"	15	[G]
839-160	160 mm (6-5/16") CC	7-1/2"	3/8"	1-1/4"	13/16"	7/16"	13/16"	10	[H]

Display	Description
DB998-GRY	Callie hardware on Designer Grey display board, 16"W x 11"H



PATENT D790,315



SOPHISTICATED

Sophisticated and streamlined, Callie will enhance any modern or contemporary space. Pairing clean lines and subtle curves, this pull collection not only looks great but also feels great in your hand thanks to its rounded grip.



Shown in Satin Bronze

Finishes



BNBDL
Brushed Pewter



DBAC
Brushed Oil
Rubbed Bronze



MB
Matte Black



NI
Polished Nickel



PC
Polished Chrome



SBZ
Satin Bronze



SN
Satin Nickel



Knobs	Description	Overall Length	Width at Center	Projection	Hand Space	Foot Width	Foot Length	Inner Box	Price Code
775	round knob	1-1/8"	1-1/8"	1-7/16"	3/4"	3/8"	3/8"	25	[F]
775L	T-knob	2"	5/8"	1-3/8"	13/16"	3/8"	3/8"	25	[F]

Pulls	Center-to-Center	Overall Length	Width at Center	Projection	Hand Space	Foot Width	Foot Length	Inner Box	Price Code
775-96	96 mm (3-3/4") CC	4-3/4"	7/16"	1-3/8"	13/16"	3/8"	3/8"	10	[H]
775-128	128 mm (5-1/16") CC	6"	7/16"	1-3/8"	13/16"	3/8"	3/8"	10	[J]
775-160	160 mm (6-5/16") CC	7-1/4"	7/16"	1-3/8"	13/16"	3/8"	3/8"	10	[J]

Display	Description
DB817-GRY	Carmen hardware on Designer Grey display board, 16"W x 11"H



PATENT D787,297; D787,296



BRILLIANT

Bold, beautiful, and brilliant, Carmen is the perfect union of classic and contemporary. With its crystal-clear acrylic bar and industrial yet elegant stepped detail, this lustrous fusion evokes everlasting style with a modern-day twist.

Design Idea

Have fun and mix Carmen's beautiful acrylic with the solid options in Hayworth to instantly brighten any kitchen, bath, or closet. Find the Hayworth Collection on pages 56–57.

Finishes





Knobs	Description	Overall Length	Width at Center	Projection	Hand Space	Foot Width	Foot Length	Inner Box	Price Code
915	tri-cut knob	1-5/16"	1-1/4"	1"	9/16"	15/16"	15/16"	50	[D]
Z110	flared-base knob	1-3/16"	1-3/16"	1-1/16"	5/8"	3/4"	3/4"	30	[B]

Pulls	Center-to-Center	Overall Length	Width at Center	Projection	Hand Space	Foot Width	Foot Length	Inner Box	Price Code
737-96	96 mm (3-3/4") CC	4-1/4"	1/2"	1-3/16"	7/8"	1/2"	1/2"	20	[E]
737-128	128 mm (5-1/16") CC	5-1/2"	1/2"	1-3/16"	7/8"	1/2"	1/2"	15	[F]
737-160	160 mm (6-5/16") CC	6-3/4"	1/2"	1-3/16"	7/8"	1/2"	1/2"	10	[G]
737-12	12" CC appl. handle	12-15/16"	1"	1-3/4"	1-1/8"	15/16"	15/16"	5	[K]

Display	Description
DB941-GRY	Chesapeake hardware on Designer Grey display board, 16"W x 11"H

Finishes





Knobs	Description	Overall Length	Width at Center	Projection	Hand Space	Foot Width	Foot Length	Inner Box	Price Code
0251	flat-top knob	1-3/8"	1-3/8"	1-1/16"	11/16"	1-1/16"	1-1/16"	25	[C]
Z110	flared-base knob	1-3/16"	1-3/16"	1-1/16"	5/8"	3/4"	3/4"	30	[B]
Z111	button knob	1-1/4"	1-1/4"	1"	9/16"	11/16"	11/16"	30	[C]

Pulls	Center-to-Center	Overall Length	Width at Center	Projection	Hand Space	Foot Width	Foot Length	Inner Box	Price Code
Z281	3" CC	3-3/8"	3/8"	1-1/4"	13/16"	13/16"	3/8"	20	[D]
Z280	96 mm (3-3/4") CC	4-3/16"	3/8"	1-1/4"	13/16"	13/16"	3/8"	20	[E]
Z281-128	128 mm (5-1/16") CC	5-7/16"	3/8"	1-5/16"	7/8"	13/16"	3/8"	10	[F]
Z281-160	160 mm (6-5/16") CC	6-11/16"	3/8"	1-1/4"	13/16"	13/16"	3/8"	10	[H]
Z281-12	12" CC appl. handle	12-3/4"	5/8"	2-1/16"	1-3/8"	1-9/16"	3/4"	5	[K]
Z281-18*	18" CC appl. handle	18-3/4"	5/8"	2-1/16"	1-3/8"	1-9/16"	3/4"	5	[K]

Display	Description
DB955-GRY	Cordova hardware on Designer Grey display board, 16"W x 11"H

Finishes





Finishes



ABSB
Antique Brushed Satin Brass

BNBDL
Brushed Pewter

DBAC
Brushed Oil Rubbed Bronze

NI
Polished Nickel

SN
Satin Nickel

Knobs	Description	Overall Length	Width at Center	Projection	Hand Space	Foot Width	Foot Length	Inner Box	Price Code
519	T-knob	1-9/16"	13/16"	1-1/4"	11/16"	1/2"	1/2"	30	[F]


Pulls	Center-to-Center	Overall Length	Width at Center	Projection	Hand Space	Foot Width	Foot Length	Inner Box	Price Code
519-96	96 mm (3-3/4") CC	4-1/4"	3/4"	1-3/16"	11/16"	3/4"	1/2"	10	[H]
519-128	128 mm (5-1/16") CC	5-9/16"	3/4"	1-3/16"	11/16"	3/4"	1/2"	10	[K]
519-160	160 mm (6-5/16") CC	6-13/16"	3/4"	1-3/16"	11/16"	3/4"	1/2"	10	[K]
519-12	12" CC appl. handle	12-1/2"	3/4"	1-1/2"	1"	3/4"	1/2"	5	[K]
519-18*	18" CC appl. handle	18-1/2"	3/4"	1-1/2"	1"	3/4"	1/2"	5	[K]

Display	Description
DB944-GRY	Delgado hardware on Designer Grey display board, 16" W x 11" H



PATENT D612,703; D598,269

*18" appliance handles are packaged with 10-24 standard and 10-24 breakaway screws.



Knobs	Description	Overall Length	Width at Center	Projection	Hand Space	Foot Width	Foot Length	Inner Box	Price Code
585	small square knob	1"	1"	1"	11/16"	3/4"	3/4"	20	[F]
585L	large square knob	1-1/4"	1-1/4"	1"	5/8"	3/4"	3/4"	20	[G]
Pulls	Center-to-Center	Overall Length	Width at Center	Projection	Hand Space	Foot Width	Foot Length	Inner Box	Price Code
585-96	96 mm (3-3/4") CC	4-1/2"	3/4"	1-1/8"	7/8"	11/16"	5/8"	10	[H]
585-128	128 mm (5-1/16") CC	5-13/16"	3/4"	1-1/8"	7/8"	11/16"	5/8"	10	[J]
585-160	160 mm (6-5/16") CC	7-1/16"	3/4"	1-1/8"	7/8"	11/16"	5/8"	10	[K]
585-12	12" CC appl. handle	13-1/4"	1-1/4"	1-1/2"	1-1/4"	3/4"	7/8"	5	[K]

Display	Description
DB980-GRY	Delmar hardware on Designer Grey display board, 16"W x 11"H

Finishes



D680,409; D680,414;
D680,408



Knobs	Description	Overall Length	Width at Center	Projection	Hand Space	Foot Width	Foot Length	Inner Box	Price Code
845	square knob	1-1/8"	1-1/8"	1-3/16"	3/4"	7/16"	7/16"	20	[D]
845T	T-knob	2"	7/16"	1-3/16"	3/4"	3/8"	3/8"	20	[D]
845TL	long T-knob	2-1/4"	7/16"	1-3/16"	3/4"	3/8"	3/8"	20	[E]

Pulls	Center-to-Center	Overall Length	Width at Center	Projection	Hand Space	Foot Width	Foot Length	Inner Box	Price Code
845-96	96 mm (3-3/4") CC	5-3/4"	3/8"	1-3/16"	13/16"	5/16"	5/16"	10	[F]
845-128	128 mm (5-1/16") CC	7-1/16"	3/8"	1-3/16"	13/16"	5/16"	5/16"	10	[F]
845-160	160 mm (6-5/16") CC	8-5/16"	3/8"	1-3/16"	13/16"	5/16"	5/16"	10	[G]
845-192	192 mm (7-9/16") CC	9-9/16"	3/8"	1-3/16"	13/16"	5/16"	5/16"	10	[H]
845-305	305 mm (12") CC	14"	3/8"	1-3/16"	13/16"	5/16"	5/16"	10	[K]
845-12	12" CC appl. handle	15"	5/8"	1-7/8"	1-1/4"	1/2"	1/2"	5	[K]
845-18*	18" CC appl. handle	21"	5/8"	1-7/8"	1-1/4"	1/2"	1/2"	5	[K]

Display	Description
DB814-GRY	Dominique hardware on Designer Grey display board, 16"W x 11"H

*18" appliance handles are packaged with 10-24 standard and 10-24 breakaway screws.



DARING

Dominique fuses daring lines with a delicate contour, resulting in a perfect balance of grace and power. With an abundance of pull lengths and knob shapes to choose from, this collection is a winning choice for transitional and contemporary designs.



Shown in Satin Bronze

Finishes



BG
Brushed Gold



BNBDL
Brushed Pewter



DBAC
Brushed Oil
Rubbed Bronze



MB
Matte Black



PC
Polished Chrome



SBZ
Satin Bronze



SN
Satin Nickel



Knobs	Description	Overall Length	Width at Center	Projection	Hand Space	Foot Width	Foot Length	Inner Box	Price Code
3980	round knob	1-1/4"	1-1/4"	1"	5/8"	1"	1"	20	[D]

Pulls	Center-to-Center	Overall Length	Width at Center	Projection	Hand Space	Foot Width	Foot Length	Inner Box	Price Code
Z290-3	3" CC	3-3/8"	1/2"	1-5/16"	13/16"	3/8"	3/8"	25	[D]
Z290-96	96 mm (3-3/4") CC	4-1/4"	1/2"	1-5/16"	13/16"	1/2"	1/2"	20	[D]
Z290-128	128 mm (5-1/16") CC	5-1/2"	1/2"	1-7/16"	7/8"	1/2"	1/2"	15	[G]
Z290-160	160 mm (6-5/16") CC	6-3/4"	9/16"	1-9/16"	1"	1/2"	1/2"	10	[H]
Z290-12	12" CC appl. handle	13"	15/16"	2-1/8"	1-1/4"	1"	1"	5	[K]

Display	Description
DB954-GRY	Durham hardware on Designer Grey display board, 16"W x 11"H

Finishes





Knobs	Description	Overall Length	Width at Center	Projection	Hand Space	Foot Width	Foot Length	Inner Box	Price Code
618†	small T-knob	2-5/8"	11/16"	1-1/4"	9/16"	3/4"	3/4"	25	[D]
618L†	large T-knob	2-15/16"	13/16"	1-1/2"	3/4"	11/16"	11/16"	15	[F]

Pulls	Center-to-Center	Overall Length	Width at Center	Projection	Hand Space	Foot Width	Foot Length	Inner Box	Price Code
718†	128 mm (5-1/16") CC	5-3/4"	11/16"	1-7/16"	3/4"	11/16"	11/16"	25	[F]
718-128†	128 mm (5-1/16") CC bail pull	5-15/16"	11/16"	1-1/4"	9/16"	15/16"	15/16"	10	[H]
Z718-12†	12" CC appl. handle	13-5/16"	1-1/16"	2-3/16"	1-1/8"	1-5/16"	1-5/16"	5	[K]

These products are being retired.
Check availability online or call for products marked with "†"

Finishes






Knobs	Description	Overall Length	Width at Center	Projection	Hand Space	Foot Width	Foot Length	Inner Box	Price Code
484	round knob	1-1/4"	1-1/4"	15/16"	9/16"	7/8"	7/8"	20	[D]

Pulls	Center-to-Center	Overall Length	Width at Center	Projection	Hand Space	Foot Width	Foot Length	Inner Box	Price Code
484-32	32 mm (1-1/4") CC	2-1/8"	9/16"	15/16"	-	9/16"	2-1/8"	15	[D]
484-396	3" CC & 96 mm (3-3/4") CC	4-5/8"	9/16"	15/16"	-	9/16"	4-5/8"	20	[F]
484-128160	128 mm (5-1/16") CC & 160 mm (6-5/16") CC	7-1/8"	9/16"	15/16"	-	9/16"	7-1/8"	10	[H]
484-192224	192 mm (7-9/16") CC & 224 mm (8-13/16") CC	9-5/8"	9/16"	15/16"	-	9/16"	9-5/8"	15	[J]
484-305	305 mm (12") CC	12-13/16"	9/16"	15/16"	-	9/16"	12-13/16"	5	[K]

Display	Description
DB809-GRY	Elara hardware on Designer Grey display board, 16"W x 11"H

3 pull sizes offer 2 center-to-center options





Shown in Satin Bronze

BOUNDLESS

Elara's chic, European style brings a fresh, upscale perspective to any room. Mix bold round knobs with elegantly curved pinch pulls for boundless design possibilities.

Design Idea

Create a snag-free space (like in closets and laundry rooms) by choosing pulls that have feet that touch the face of the cabinet instead of having an overhang.

Finishes



BNBDL
Brushed Pewter



DBAC
Brushed Oil
Rubbed Bronze



MB
Matte Black



PC
Polished Chrome



SBZ
Satin Bronze



SN
Satin Nickel



Knobs	Description	Overall Length	Width at Center	Projection	Hand Space	Foot Width	Foot Length	Inner Box	Price Code
165	geometric knob	1-1/4"	7/8"	1-1/8"	13/16"	9/16"	13/16"	20	[E]

Pulls	Center-to-Center	Overall Length	Width at Center	Projection	Hand Space	Foot Width	Foot Length	Inner Box	Price Code
165-96	96 mm (3-3/4") CC	4-1/2"	9/16"	1-3/16"	7/8"	15/16"	3/4"	10	[G]
165-128	128 mm (5-1/16") CC	5-13/16"	9/16"	1-3/16"	7/8"	15/16"	3/4"	10	[H]
165-160	160 mm (6-5/16") CC	7-1/16"	9/16"	1-3/16"	7/8"	15/16"	3/4"	10	[J]
165-12	12" CC appl. handle	13"	13/16"	1-5/8"	1-1/4"	1-1/4"	1"	5	[K]

Display	Description
DB996-GRY	Ella hardware on Designer Grey display board, 16"W x 11"H



PATENT D737,112; D728,343



DAZZLING

With its soft square design and wider chamfer with strap detail, Ella's dazzling personality adds brilliance to any kitchen. Accented with a matching faceted knob, resembling an emerald-cut jewel, this collection is the epitome of "jewelry for the kitchen."



Shown in Satin Nickel

Finishes



BNBDL
Brushed Pewter



DBAC
Brushed Oil
Rubbed Bronze



NI
Polished Nickel



PC
Polished Chrome



SN
Satin Nickel



G110L-SN



G110SN



G150PC



G120DBAC



G150L-PC



G130SN



G130L-SN



G140BNBDL



G120L-DBAC



G140L-BNBDL

Knobs	Description	Overall Length	Width at Center	Projection	Hand Space	Foot Width	Foot Length	Inner Box	Price Code
G110	small oval	1-1/4"	3/4"	1-3/8"	5/8"	7/8"	7/8"	10	[G]
G110L	large oval	1-5/8"	1"	1-11/16"	11/16"	7/8"	7/8"	10	[J]
G120	small button	1-7/16"	1-7/16"	1-9/16"	11/16"	7/8"	7/8"	10	[G]
G120L	large button	1-3/4"	1-3/4"	1-5/8"	15/16"	7/8"	7/8"	10	[J]
G130	small sphere	1-1/16"	1-1/16"	1-7/16"	1/2"	11/16"	11/16"	10	[G]
G130L	large sphere	1-3/8"	1-3/8"	1-5/8"	1/2"	7/8"	7/8"	10	[H]
G140	small square	1"	1"	1-3/16"	7/8"	11/16"	11/16"	10	[G]
G140L	large square	1-3/8"	1-3/8"	1-5/16"	7/8"	7/8"	7/8"	10	[J]
G150	small faceted	1"	1"	1-1/4"	11/16"	11/16"	11/16"	10	[G]
G150L	large faceted	1-1/4"	1-1/4"	1-1/2"	3/4"	7/8"	7/8"	10	[H]

The Harlow knobs have a post that needs an easy extra step to achieve a flush mount. Once you have drilled your hole with a 3/16" bit, use a 1/4" bit to expand the hole on the face of the door/drawer front to seat the post of the Harlow knob.

Display	Description
DB992-GRY	Harlow hardware on Designer Grey display board, 16"W x 11"H



GLAMOROUS

Recalling the glamorous era of Old Hollywood, Harlow's glass knobs add excitement and radiance to any kitchen, bath, or closet. This knob collection offers five alluring shapes that are the perfect accent to traditional or transitional design schemes.



G210L shown in Polished Chrome base

Base Finishes



BNBDL
Brushed Pewter



DBAC
Brushed Oil
Rubbed Bronze



PC
Polished Chrome



SN
Satin Nickel



Knobs	Description	Overall Length	Width at Center	Projection	Hand Space	Foot Width	Foot Length	Inner Box	Price Code
885	round knob	1-1/8"	1-1/8"	1-7/16"	3/4"	3/8"	3/8"	25	[E]
885L	T-knob	2"	5/8"	1-3/8"	13/16"	3/8"	3/8"	25	[E]

Pulls	Center-to-Center	Overall Length	Width at Center	Projection	Hand Space	Foot Width	Foot Length	Inner Box	Price Code
885-96	96 mm (3-3/4") CC	4-3/4"	7/16"	1-3/8"	13/16"	3/8"	3/8"	10	[G]
885-128	128 mm (5-1/16") CC	6"	7/16"	1-3/8"	13/16"	3/8"	3/8"	10	[H]
885-160	160 mm (6-5/16") CC	7-1/4"	7/16"	1-3/8"	13/16"	3/8"	3/8"	10	[H]
885-192	192 mm (7-9/16") CC	8-1/2"	7/16"	1-3/8"	13/16"	3/8"	3/8"	10	[J]
885-224	224 mm (8-13/16") CC	9-3/4"	7/16"	1-3/8"	13/16"	3/8"	3/8"	10	[J]
885-305	305 mm (12") CC pull	12-15/16"	7/16"	1-3/8"	13/16"	3/8"	3/8"	10	[K]

Display	Description
DB999-GRY	Hayworth hardware on Designer Grey display board, 16"W x 11"H



PATENT D787,297; D787,296



INDUSTRIAL

Industrial and elegant styles are not often paired together, but Hayworth personifies this combination. The simple yet trendy pull and knob collection offers a clean design while providing a substantial profile through its stepped detail.

Design Idea

Shake things up and strategically mix in matching acrylic knobs and pulls from Carmen with Hayworth to make a fun statement. Find the Carmen Collection on pages 40–41.



Shown in Satin Bronze

Finishes



BG
Brushed Gold



MB
Matte Black



NI
Polished Nickel



PC
Polished Chrome



SBZ
Satin Bronze



SN
Satin Nickel



Knobs	Description	Overall Length	Width at Center	Projection	Hand Space	Foot Width	Foot Length	Inner Box	Price Code
650	oval knob	1-7/8"	1"	1"	3/4"	5/8"	5/8"	25	[D]
Pulls	Center-to-Center	Overall Length	Width at Center	Projection	Hand Space	Foot Width	Foot Length	Inner Box	Price Code
650-96	96 mm (3-3/4") CC	4-3/8"	1/2"	1-1/4"	1"	7/8"	5/8"	30	[E]
650-128	128 mm (5-1/16") CC	5-11/16"	1/2"	1-1/4"	1"	7/8"	5/8"	25	[F]
650-160	160 mm (6-5/16") CC	6-15/16"	1/2"	1-3/8"	1-1/8"	7/8"	5/8"	10	[G]
650-12	12" CC appl. handle	13"	7/8"	1-9/16"	1-3/16"	1-3/8"	1"	5	[K]

Display	Description
DB962-GRY	Hudson hardware on Designer Grey display board, 16"W x 11"H



Shown in Brushed Pewter

SEAMLESS

The smooth and seamless blend of clean modern lines and a soft conventional shape make Hudson the perfect compromise in the contemporary versus traditional dilemma. This pull has a curved handle that leads to delicate oval feet for a comfortable, sleek look that is sure to satisfy any taste.

Finishes



BNBDL
Brushed Pewter



DBAC
Brushed Oil
Rubbed Bronze



PC
Polished Chrome



SN
Satin Nickel



Knobs	Description	Overall Length	Width at Center	Projection	Hand Space	Foot Width	Foot Length	Inner Box	Price Code
188	small knob	7/8"	7/8"	1-3/8"	1/2"	11/16"	11/16"	20	[E]
188L	large knob	1"	1"	1-7/16"	1/2"	13/16"	13/16"	15	[F]

Pulls	Center-to-Center	Overall Length	Width at Center	Projection	Hand Space	Foot Width	Foot Length	Inner Box	Price Code
188-96	96 mm (3-3/4") CC	4-3/8"	5/8"	1-7/16"	13/16"	5/8"	5/8"	15	[G]
188-128	128 mm (5-1/16") CC	5-11/16"	5/8"	1-7/16"	13/16"	5/8"	5/8"	15	[H]
188-160	160 mm (6-5/16") CC	6-15/16"	5/8"	1-7/16"	13/16"	5/8"	5/8"	10	[J]

Display	Description
DB991-GRY	Katharine hardware on Designer Grey display board, 16"W x 11"H



PATENT D728,341; D729,037



Shown in Brushed Pewter

DRAMATIC

Katharine brings a bit of dramatic glamour to any home. Harkening days of Old Hollywood, this alluring and curvaceous square knob sits atop stacked square feet. The soft square is echoed in the coordinating pull and is combined with a slightly higher hand clearance, making it a great option for aging in place. Choose from four classic finishes to complete any traditional or transitional space.

Finishes



BNBDL
Brushed Pewter



DBAC
Brushed Oil
Rubbed Bronze



PC
Polished Chrome



SN
Satin Nickel



Knobs	Description	Overall Length	Width at Center	Projection	Hand Space	Foot Width	Foot Length	Inner Box	Price Code
51	T-knob	2"	3/4"	1-5/16"	11/16"	7/16"	3/8"	20	[H]

Pulls	Center-to-Center	Overall Length	Width at Center	Projection	Hand Space	Foot Width	Foot Length	Inner Box	Price Code
596	96 mm (3-3/4") CC	5-3/8"	9/16"	1-5/16"	11/16"	7/16"	3/8"	20	[H]
5128	128 mm (5-1/16") CC	6-5/8"	9/16"	1-5/16"	11/16"	7/16"	3/8"	20	[H]
5192	192 mm (7-9/16") CC	9-1/8"	9/16"	1-5/16"	11/16"	7/16"	3/8"	10	[J]
5224	224 mm (8-13/16") CC	10-3/8"	9/16"	1-5/16"	11/16"	7/16"	3/8"	10	[J]
5319	319 mm (12-9/16") CC	14-1/8"	9/16"	1-5/16"	11/16"	7/16"	3/8"	10	[K]
5480*	480 mm (18-7/8") CC	20-1/2"	9/16"	1-5/16"	11/16"	7/16"	3/8"	10	[K]
5673*	673 mm (26-1/2") CC	28-1/16"	9/16"	1-5/16"	11/16"	7/16"	3/8"	10	[K]
5900*	900 mm (35-7/16") CC	37"	9/16"	1-5/16"	11/16"	7/16"	3/8"	5	[K]

*Satin Nickel only

Display	Description
DB963-GRY	Key Grande hardware on Designer Grey display board, 16"W x 11"H



REFINED

The simple, clean lines of this beveled bar pull blend with any cabinet style in kitchens, baths, and even laundry rooms. Key Grande's added strap detail offers a refined upgrade to the traditional bar pull.

Finishes



BG
Brushed Gold
(up to 319 mm CC)



MB
Matte Black
(up to 319 mm CC)



SN
Satin Nickel
(all lengths)



MBBG
Matte Black
with Brushed Gold
(up to 319 mm CC)



MBSN
Matte Black
with Satin Nickel
(up to 319 mm CC)

Key West & Key Largo



Knobs	Description	Overall Length	Width at Center	Projection	Hand Space	Foot Width	Foot Length	Inner Box	Price Code
48	T-knob	1-7/8"	9/16"	1-7/16"	7/8"	1/2"	1/2"	30	[D]

Pulls	Center-to-Center	Overall Length	Width at Center	Projection	Hand Space	Foot Width	Foot Length	Inner Box	Price Code
146	96 mm (3-3/4") CC	5-3/4"	9/16"	1-7/16"	7/8"	1/2"	1/2"	10	[F]
152	96 mm (3-3/4") CC	6"	9/16"	1-7/16"	7/8"	1/2"	1/2"	10	[F]
178	128 mm (5-1/16") CC	7"	9/16"	1-7/16"	7/8"	1/2"	1/2"	10	[G]
242*	192 mm (7-9/16") CC	9-1/2"	9/16"	1-7/16"	7/8"	1/2"	1/2"	10	[G]
274*	224 mm (8-13/16") CC	10-13/16"	9/16"	1-7/16"	7/8"	1/2"	1/2"	10	[H]
370*	320mm (12-5/8") CC	14-9/16"	9/16"	1-7/16"	7/8"	1/2"	1/2"	10	[H]
530†	480 mm (18-7/8") CC	20-7/8"	9/16"	1-7/16"	7/8"	1/2"	1/2"	10	[J]
722‡	673 mm (26-1/2") CC	28-7/16"	9/16"	1-7/16"	7/8"	1/2"	1/2"	10	[K]
950‡	900 mm (35-7/16") CC	37-3/8"	9/16"	1-7/16"	7/8"	1/2"	1/2"	10	[K]

Display	Description
DB905-GRY	Key West & Key Largo combined hardware on Designer Grey display board, 16"W x 11"H

*Available in Brushed Gold, Matte Black, Satin Bronze, and Satin Nickel finishes
 †Only available in Satin Nickel finish



ENDURING

The enduring bar pull design is comfortable, distinguished, and always a crowd-pleaser. Expanded to offer top-trending finishes and extended lengths for oversized drawers, the presence of Key West and Key Largo will stand the test of time.

Design Idea

For a streamlined and more modern look, choose longer pulls to complement wider drawers.



Shown in Matte Black

Finishes



BG
Brushed Gold
(up to 320 mm CC)



MB
Matte Black
(up to 320 mm CC)



ORB
Dark Bronze
(up to 128 mm CC)



SBZ
Satin Bronze
(up to 320 mm CC)



SN
Satin Nickel
(all lengths)



Larkin 1 & 2

EDGY

Edgy with undiluted style, Larkin is making its statement. The classic beveled bar pairs perfectly with its fierce squared foot to create a look that will complement any style of cabinetry. Captivate and inspire with five solid finishes or opt for something moody and expressive with four mixed options.



Shown in Matte Black w/ Satin Bronze

Larkin 3 & 4

Design Idea


To add even more drama, pair Larkin with its sister collection Spencer, featuring clear acrylic pieces (see pages 102–103).



Shown in Brushed Gold



Larkin 1 & 2




Knobs	Description	Overall Length	Width at Center	Projection	Hand Space	Foot Width	Foot Length	Inner Box	Price Code
478T	T-knob	2-3/8"	7/16"	1-7/16"	7/8"	11/16"	1/2"	15	[E]
Pulls	Center-to-Center	Overall Length	Width at Center	Projection	Hand Space	Foot Width	Foot Length	Inner Box	Price Code
478-96	96 mm (3-3/4") CC	6-1/8"	7/16"	1-7/16"	7/8"	11/16"	1/2"	10	[F]
478-128	128 mm (5-1/16") CC	7-3/8"	7/16"	1-7/16"	7/8"	11/16"	1/2"	10	[F]
478-160	160 mm (6-5/16") CC	8-11/16"	7/16"	1-7/16"	7/8"	11/16"	1/2"	10	[G]
478-192	192 mm (7-9/16") CC	9-15/16"	7/16"	1-7/16"	7/8"	11/16"	1/2"	10	[G]
478-305	305 mm (12") CC	14-3/8"	7/16"	1-7/16"	7/8"	11/16"	1/2"	5	[K]
478-12	12" CC appl. handle	15-3/16"	3/4"	2-3/16"	1-1/4"	1-1/8"	5/8"	5	[K]
478-18*	18" CC appl. handle	21-3/16"	3/4"	2-3/16"	1-1/4"	1-1/8"	5/8"	5	[K]

Solid Finishes




Mixed Finishes




*18" appliance handles are packaged with 10-24 standard and 10-24 breakaway screws.

Larkin 3 & 4 (Knurled)


New collections



Knurled Center



Knurled Ends



Knobs	Description	Overall Length	Width at Center	Projection	Hand Space	Foot Width	Foot Length	Inner Box	Price Code
498T	T-knob	2-3/8"	11/16"	1-7/16"	7/8"	1/2"	11/16"	15	[F]

Pulls	Center-to-Center	Overall Length	Width at Center	Projection	Hand Space	Foot Width	Foot Length	Inner Box	Price Code
598-96	96 mm (3-3/4") CC	6-1/8"	11/16"	1-7/16"	7/8"	1/2"	11/16"	10	[H]
598-128	128 mm (5-1/16") CC	7-3/8"	11/16"	1-7/16"	7/8"	1/2"	11/16"	10	[H]
598-160	160 mm (6-5/16") CC	8-11/16"	11/16"	1-7/16"	7/8"	1/2"	11/16"	10	[H]
598-192	192 mm (7-9/16") CC	9-15/16"	11/16"	1-7/16"	7/8"	1/2"	11/16"	10	[J]
598-305	305 mm (12") CC	14-3/8"	11/16"	1-7/16"	7/8"	1/2"	11/16"	5	[K]
598-12	12" CC appl. handle	14-3/8"	1-1/8"	2-3/16"	1-1/4"	5/8"	1-1/8"	5	[K]
598-18*	18" CC appl. handle	20-3/8"	1-1/8"	2-3/16"	1-1/4"	5/8"	1-1/8"	5	[K]

Pulls	Center-to-Center	Overall Length	Width at Center	Projection	Hand Space	Foot Width	Foot Length	Inner Box	Price Code
698-96	96 mm (3-3/4") CC	6-1/8"	11/16"	1-7/16"	7/8"	1/2"	11/16"	10	[H]
698-128	128 mm (5-1/16") CC	7-3/8"	11/16"	1-7/16"	7/8"	1/2"	11/16"	10	[H]
698-160	160 mm (6-5/16") CC	8-11/16"	11/16"	1-7/16"	7/8"	1/2"	11/16"	10	[H]
698-192	192 mm (7-9/16") CC	9-15/16"	11/16"	1-7/16"	7/8"	1/2"	11/16"	10	[J]
698-305	305 mm (12") CC	14-3/8"	11/16"	1-7/16"	7/8"	1/2"	11/16"	5	[K]
698-12	12" CC appl. handle	14-3/8"	1-1/8"	2-3/16"	1-1/4"	5/8"	1-1/8"	5	[K]
698-18*	18" CC appl. handle	20-3/8"	1-1/8"	2-3/16"	1-1/4"	5/8"	1-1/8"	5	[K]

Display	Description
DB821-GRY	Larkin 1 hardware on Designer Grey display board, 16"W x 11"H
DB822-GRY	Larkin 2 hardware on Designer Grey display board, 16"W x 11"H
DB827-GRY	Larkin combination on Designer Grey display board, 16"W x 11"H

Finishes



*18" appliance handles are packaged with 10-24 standard and 10-24 breakaway screws.



Knobs	Description	Overall Length	Width at Center	Projection	Hand Space	Foot Width	Foot Length	Inner Box	Price Code
218	fleur-de-lis knob	1-3/8"	1-3/8"	1-1/4"	3/4"	7/8"	7/8"	30	[F]
317	circles knob	1-3/8"	1-3/8"	1-1/8"	3/4"	11/16"	11/16"	20	[F]
417	Baroque pattern knob	1-3/8"	1-3/8"	1-1/8"	3/4"	3/4"	3/4"	30	[F]

Pulls	Center-to-Center	Overall Length	Width at Center	Projection	Hand Space	Foot Width	Foot Length	Inner Box	Price Code
317-96	96 mm (3-3/4") CC	4-3/8"	1/2"	1-1/4"	15/16"	9/16"	9/16"	20	[G]
317-128	128 mm (5-1/16") CC	5-5/8"	1/2"	1-3/8"	1-1/16"	9/16"	9/16"	20	[H]
317-160	160 mm (6-5/16") CC	6-7/8"	1/2"	1-7/16"	1-1/16"	9/16"	9/16"	15	[H]
317-12	12" CC appl. handle	12-15/16"	1-1/16"	2-3/16"	1-11/16"	7/8"	7/8"	5	[K]

Finishes



Display

Description

DB945-GRY

Lafayette hardware on Designer Grey display board, 16"W x 11"H



PATENT

D605,924; D602,334;
D637,059



Knobs	Description	Overall Length	Width at Center	Projection	Hand Space	Foot Width	Foot Length	Inner Box	Price Code
259	T-knob	2"	1/2"	1-3/16"	13/16"	5/16"	1/2"	30	[E]

Pulls	Center-to-Center	Overall Length	Width at Center	Projection	Hand Space	Foot Width	Foot Length	Inner Box	Price Code
259-96	96 mm (3-3/4") CC	4-3/16"	1/2"	1-3/16"	13/16"	5/16"	5/16"	15	[H]
259-128	128 mm (5-1/16") CC	5-7/16"	1/2"	1-3/16"	13/16"	5/16"	5/16"	10	[H]
259-160	160 mm (6-5/16") CC	6-11/16"	1/2"	1-3/16"	13/16"	5/16"	5/16"	10	[J]
259-192	192 mm (7-9/16") CC	8"	1/2"	1-3/16"	13/16"	5/16"	5/16"	10	[J]

Display	Description
DB986-GRY	Lexa hardware on Designer Grey display board, 16"W x 11"H

Finishes



U.S.
D718,111;
D719,008
PATENT



Pulls	Center-to-Center	Overall Length	Width at Center	Projection	Hand Space	Foot Width	Foot Length	Inner Box	Price Code
286-96	96 mm (3-3/4") CC	5-1/8"	5/16"	1-3/16"	13/16"	5/16"	7/8"	10	[F]
286-128	128 mm (5-1/16") CC	6-3/8"	5/16"	1-3/16"	13/16"	5/16"	7/8"	10	[G]
286-160	160 mm (6-5/16") CC	7-11/16"	5/16"	1-3/16"	13/16"	5/16"	7/8"	10	[H]
286-192	192 mm (7-9/16") CC	8-15/16"	5/16"	1-3/16"	13/16"	5/16"	7/8"	10	[H]
286-224	224 mm (8-13/16") CC	10-3/16"	5/16"	1-3/16"	13/16"	5/16"	7/8"	10	[J]

Display	Description
DB800-GRY	Leyton hardware on Designer Grey display board, 16"W x 11"H



Shown in Satin Bronze

DISTINCTIVE

Leyton's relaxed yet distinctive asymmetrical silhouette is fun and flexible. An ideal complement to mid-century modern design with its clean lines and gentle curves, this pull collection also harmonizes with contemporary design's straight lines and geometric shapes.

Design Idea

For a bold, modern feel, use gold-tone hardware on black cabinets.

Finishes



BNBDL
Brushed Pewter



DBAC
Brushed Oil
Rubbed Bronze



MB
Matte Black



NI
Polished Nickel



PC
Polished Chrome



SBZ
Satin Bronze



SN
Satin Nickel



Knobs	Description	Overall Length	Width at Center	Projection	Hand Space	Foot Width	Foot Length	Inner Box	Price Code
329	round knob	1-1/4"	1-1/4"	1-1/4"	5/8"	3/8"	3/8"	20	[D]
329L	rounded rectangle knob	1-1/2"	1"	1-5/16"	3/4"	3/8"	3/8"	20	[D]

Pulls	Center-to-Center	Overall Length	Width at Center	Projection	Hand Space	Foot Width	Foot Length	Inner Box	Price Code
329-96	96 mm (3-3/4") CC	4-9/16"	3/8"	1-3/16"	7/8"	5/8"	5/8"	10	[E]
329-128	128 mm (5-1/16") CC	5-7/8"	3/8"	1-3/16"	7/8"	5/8"	5/8"	10	[F]
329-160	160 mm (6-5/16") CC	7-1/8"	7/16"	1-3/16"	7/8"	5/8"	5/8"	10	[G]
329-192	192 mm (7-9/16") CC	8-7/16"	7/16"	1-3/16"	7/8"	5/8"	5/8"	10	[G]
329-305	305 mm (12") CC	12-15/16"	7/16"	1-3/16"	7/8"	5/8"	5/8"	10	[K]
329-12	12" CC appl. handle	13-7/16"	11/16"	1-3/4"	1-1/4"	1"	1"	5	[K]
329-18*	18" CC appl. handle	19-7/16"	11/16"	1-3/4"	1-1/4"	1"	1"	5	[K]

Display	Description
DB826-GRY	Loxley hardware on Designer Grey display board, 16"W x 11"H

*18" appliance handles are packaged with 10-24 standard and 10-24 breakaway screws.



**Shown in
Brushed Oil Rubbed Bronze**

NOTABLE

The Loxley cabinet knob and pull collection is a notable example of elegant simplicity. With its soft and clean design, Loxley effortlessly melds with a variety of decor styles. Its two distinct cabinet knob shapes, round and rounded rectangle, complement its vast array of pull lengths. Each pull features a rounded grip, ensuring a comfortable feel in the hand. With seven beautiful finishes to choose from, this collection reflects meticulous craftsmanship, adding a subtle yet impressive touch of sophistication to any living space.

Finishes



BG
Brushed Gold



BNBDL
Brushed Pewter



DBAC
Brushed Oil
Rubbed Bronze



MB
Matte Black



PC
Polished Chrome



SBZ
Satin Bronze



SN
Satin Nickel



Knobs	Description	Overall Length	Width at Center	Projection	Hand Space	Foot Width	Foot Length	Inner Box	Price Code
3991	oval knob	1-9/16"	1"	1-5/8"	3/4"	11/16"	11/16"	25	[E]

Pulls	Center-to-Center	Overall Length	Width at Center	Projection	Hand Space	Foot Width	Foot Length	Inner Box	Price Code
8233	3" CC	4-15/16"	1-7/16"	1"	7/8"	1-7/16"	4-15/16"	25	[D]

Display	Description
DB924-GRY	Lyon hardware on Designer Grey display board, 16"W x 11"H

Finishes			
			
AB Brushed Antique Brass	BG Brushed Gold	BLK Matte Black	BNBDL Brushed Pewter

							
DACM Gun Metal	DBAC Brushed Oil Rubbed Bronze	NI Polished Nickel	ORB Dark Bronze	PC Polished Chrome	SBZ Satin Bronze	SIM Distressed Antique Silver	SN Satin Nickel




Knobs	Description	Overall Length	Width at Center	Projection	Hand Space	Foot Width	Foot Length	Inner Box	Price Code
972S	small square knob	7/8"	7/8"	1"	13/16"	7/16"	7/16"	30	[D]
972	medium square knob	1-1/8"	1-1/8"	1"	13/16"	1/2"	1/2"	30	[E]
972L	large square knob	1-1/4"	1-1/4"	1"	13/16"	9/16"	9/16"	20	[F]

Pulls	Center-to-Center	Overall Length	Width at Center	Projection	Hand Space	Foot Width	Foot Length	Inner Box	Price Code
972-96	96 mm (3-3/4") CC	4-1/2"	1/2"	1-1/16"	13/16"	1"	3/4"	10	[G]
972-128	128 mm (5-1/16") CC	5-13/16"	1/2"	1-1/16"	13/16"	1"	3/4"	10	[H]
972-160	160 mm (6-5/16") CC	7-1/16"	1/2"	1-1/16"	13/16"	1"	3/4"	10	[J]
972-224	224 mm (8-13/16") CC	9-3/4"	1/2"	1-1/16"	13/16"	1"	3/4"	15	[J]
972-305	305 mm (12") CC	12-3/4"	1/2"	1-1/16"	13/16"	1"	3/4"	10	[K]
972-12	12" CC appl. handle	13"	11/16"	1-1/2"	1-1/8"	1-3/8"	1"	5	[K]

Display Description
DB997-GRY Marlo hardware on Designer Grey display board, 16"W x 11"H

Finishes



 D786,648;
D790,316
PATENT



Knobs	Description	Overall Length	Width at Center	Projection	Hand Space	Foot Width	Foot Length	Inner Box	Price Code
445	round knob	1-1/4"	1-1/4"	1-1/8"	11/16"	11/16"	11/16"	10	[D]

Pulls	Center-to-Center	Overall Length	Width at Center	Projection	Hand Space	Foot Width	Foot Length	Inner Box	Price Code
445-96	96 mm (3-3/4") CC	4-3/8"	5/16"	1-5/16"	1"	5/8"	5/8"	10	[E]
445-128	128 mm (5-1/16") CC	5-5/8"	5/16"	1-1/2"	1-3/16"	5/8"	5/8"	10	[F]
445-160	160 mm (6-5/16") CC	6-7/8"	5/16"	1-1/2"	1-3/16"	5/8"	5/8"	10	[F]
445-192	192 mm (7-9/16") CC	8-3/16"	5/16"	1-1/2"	1-3/16"	5/8"	5/8"	10	[G]
445-224	224 mm (8-13/16") CC	9-7/16"	5/16"	1-1/2"	1-3/16"	5/8"	5/8"	10	[H]
445-305	305 mm (12") CC	12-11/16"	3/8"	1-1/2"	1-1/8"	11/16"	11/16"	10	[K]
445-12	12" CC appl. handle	13"	11/16"	2-1/8"	1-3/8"	1"	1"	1	[K]
445-18*	18" CC appl. handle	19"	11/16"	2-1/8"	1-3/8"	1"	1"	1	[K]

Display	Description
DB816-GRY	Marie hardware on Designer Grey display board, 16"W x 11"H



D956,510;
D968,192

PATENT

*18" appliance handles are packaged with 10-24 standard and 10-24 breakaway screws.



Shown in Satin Bronze

REGAL

The regal presence of Marie adds subtle grandeur to any cabinet with its elegant swooping lines and jewelry-like cuff detail. Adapted from a Jeffrey Alexander classic, this pull features a soft arch that discreetly adds extra hand clearance without being imposing—making it perfect for aging in place and ADA needs. Marie brings instant sophistication to any kitchen, bath, or closet.

Finishes



BNBDL
Brushed Pewter



DBAC
Brushed Oil
Rubbed Bronze



MB
Matte Black



PC
Polished Chrome



SBZ
Satin Bronze



SN
Satin Nickel



Pulls	Center-to-Center	Overall Length	Width at Center	Projection	Hand Space	Foot Width	Foot Length	Inner Box	Price Code
549-96	96 mm (3-3/4") CC	4-3/16"	9/16"	1-1/16"	13/16"	9/16"	5/8"	25	[E]
549-128	128 mm (5-1/16") CC	5-1/2"	9/16"	1-1/16"	13/16"	9/16"	5/8"	15	[E]
549-160	160 mm (6-5/16") CC	6-3/4"	9/16"	1-1/16"	13/16"	9/16"	5/8"	15	[F]
549-192	192 mm (7-9/16") CC	8"	9/16"	1-1/16"	13/16"	9/16"	5/8"	20	[F]
549-320	320 mm (12-5/8") CC	13-1/16"	9/16"	1-1/16"	13/16"	9/16"	5/8"	10	[K]

Display **Description**
 DB984-GRY Merrick hardware on Designer Grey display board, 16" W x 11" H



Shown in Brushed Pewter



Shown in Satin Bronze

COMFORTABLE

Subtle curves, a broad profile, and square feet make Merrick's simple strap pull anything but boring. A comfortable choice for various cabinet styles, this pull family's versatility makes it a popular preference.

Design Idea

When using two contrasting cabinet finishes, choose the same finish for knobs and pulls to tie everything together, or opt for various finishes that complement the cabinet color, adding more personality to a space.

Finishes



BNBDL
Brushed Pewter



DBAC
Brushed Oil
Rubbed Bronze



MB
Matte Black



PC
Polished Chrome



SBZ
Satin Bronze



SN
Satin Nickel



Knobs	Description	Overall Length	Width at Center	Projection	Hand Space	Foot Width	Foot Length	Inner Box	Price Code
1091	square knob	1-1/4"	1-1/4"	1"	5/8"	13/16"	13/16"	20	[E]

Pulls	Center-to-Center	Overall Length	Width at Center	Projection	Hand Space	Foot Width	Foot Length	Inner Box	Price Code
1092	96 mm (3-3/4") CC	4-1/4"	5/8"	1-1/16"	13/16"	1/2"	1/2"	20	[F]
1092-128	128 mm (5-1/16") CC	5-9/16"	5/8"	1-1/16"	13/16"	1/2"	1/2"	25	[G]
1092-160	160 mm (6-5/16") CC	6-13/16"	5/8"	1-1/16"	13/16"	1/2"	1/2"	20	[H]
1092-12	12" CC appl. handle	12-3/4"	7/8"	1-3/8"	1"	13/16"	13/16"	5	[K]

Display	Description
DB988-GRY	Milan 1 hardware on Designer Grey display board, 16" W x 11" H



CHARISMATIC

Charismatic and fashionable, the soft square design of Milan 1 has matured from a daring new shape to a timeless classic. The simple stepped square accents and the availability of an appliance pull make this collection a go-to for a variety of cabinet styles.



Shown in Gun Metal

Finishes



AB
Brushed
Antique Brass



AEM
Lightly Distressed
Antique Brass



BNBDL
Brushed Pewter



DACM
Gun Metal



DBAC
Brushed Oil
Rubbed Bronze



MB
Matte Black



PC
Polished Chrome



SN
Satin Nickel



Knobs	Description	Overall Length	Width at Center	Projection	Hand Space	Foot Width	Foot Length	Inner Box	Price Code
81021	16 mm (5/8") CC knob	1-9/16"	7/8"	3/4"	5/8"	1/4"	7/8"	30	[D]

Pulls	Center-to-Center	Overall Length	Width at Center	Projection	Hand Space	Foot Width	Foot Length	Inner Box	Price Code
80152-96	96 mm (3-3/4") CC	5-9/16"	3/4"	1"	13/16"	15/16"	1-1/8"	20	[G]
80152-128	128 mm (5-1/16") CC	6-13/16"	3/4"	1"	13/16"	15/16"	1-1/8"	20	[H]
80152-160	160 mm (6-5/16") CC	8-1/16"	3/4"	1-1/8"	1"	15/16"	1-5/16"	15	[H]

Display	Description
DB929-GRY	Mirada hardware on Designer Grey display board, 16"W x 11"H



Shown in Matte Black


ADVENTUROUS

Be adventurous with the bold but somehow familiar strap pull of Mirada. Its broad vaulting strap mingled with a controlled rectangular foot and matching knob will doubtlessly make a statement.

Finishes



ABSB
Antique Brushed
Satin Brass



BNBDL
Brushed Pewter



DBAC
Brushed Oil
Rubbed Bronze



MB
Matte Black



PC
Polished Chrome



SN
Satin Nickel



Knobs	Description	Overall Length	Width at Center	Projection	Hand Space	Foot Width	Foot Length	Inner Box	Price Code
767	rectangle knob	1-1/4"	11/16"	1-1/16"	13/16"	1/2"	3/4"	25	[D]

Pulls	Center-to-Center	Overall Length	Width at Center	Projection	Hand Space	Foot Width	Foot Length	Inner Box	Price Code
767-96	96 mm (3-3/4") CC	5-1/16"	1/2"	1-1/16"	7/8"	11/16"	7/8"	15	[E]
767-128	128 mm (5-1/16") CC	6-5/16"	9/16"	1-1/8"	7/8"	3/4"	7/8"	10	[F]
767-160	160 mm (6-5/16") CC	7-9/16"	9/16"	1-1/8"	7/8"	3/4"	7/8"	10	[G]

Display	Description
DB815-GRY	Philip hardware on Designer Grey display board, 16"W x 11"H



Shown in Satin Nickel

PLAYFUL

The playful flare and soft lines of Philip's knob and pull create excitement and a bit of romance. The design options of this lively collection are matchless, making it a winning choice for any kitchen, bath, or closet.

Finishes



BG
Brushed Gold



BNBDL
Brushed Pewter



DBAC
Brushed Oil
Rubbed Bronze



MB
Matte Black



PC
Polished Chrome



SBZ
Satin Bronze



SN
Satin Nickel



Knobs	Description	Overall Length	Width at Center	Projection	Hand Space	Foot Width	Foot Length	Inner Box	Price Code
667S [†]	small round knob	1-1/16"	1-1/16"	1"	5/8"	13/16"	13/16"	20	[D]
667 [†]	medium round knob	1-1/4"	1-1/4"	1-1/8"	5/8"	13/16"	13/16"	20	[E]
667L [†]	large round knob	1-3/8"	1-3/8"	1-1/8"	11/16"	7/8"	7/8"	20	[F]

Pulls	Center-to-Center	Overall Length	Width at Center	Projection	Hand Space	Foot Width	Foot Length	Inner Box	Price Code
667-3 [†]	3" CC	3-7/16"	1/2"	1-3/16"	13/16"	1/2"	3/8"	20	[F]
667-96 [†]	96 mm (3-3/4") CC	4-3/16"	1/2"	1-3/16"	13/16"	1/2"	3/8"	20	[G]
667-128 [†]	128 mm (5-1/16") CC	5-1/2"	1/2"	1-3/16"	13/16"	1/2"	3/8"	15	[H]
667-160 [†]	160 mm (6-5/16") CC	6-3/4"	1/2"	1-3/16"	13/16"	1/2"	3/8"	10	[J]
667-224 [†]	224 mm (8-13/16") CC	9-1/4"	1/2"	1-3/16"	13/16"	1/2"	3/8"	10	[J]
667-305 [†]	305 mm (12") CC	12-9/16"	9/16"	1-1/4"	13/16"	9/16"	7/16"	10	[K]
667-12 [†]	12" CC appl. handle	12-13/16"	3/4"	1-7/8"	1-1/4"	3/4"	11/16"	5	[K]
667-18 ^{*†}	18" CC appl. handle	18-13/16"	3/4"	1-15/16"	1-1/4"	3/4"	11/16"	5	[K]

Finishes



These products are being retired. Check availability online or call for products marked with "†"

*18" appliance handles are packaged with 10-24 standard and 10-24 breakaway screws.



847-96DBAC



847-160SN



847-160MB



847-128PC



847-128BNBDL

Pulls	Center-to-Center	Overall Length	Width at Center	Projection	Hand Space	Foot Width	Foot Length	Inner Box	Price Code
847-96	96 mm (3-3/4") CC	5-9/16"	3/8"	7/8"	11/16"	5/8"	1-1/4"	25	[D]
847-128	128 mm (5-1/16") CC	6-13/16"	3/8"	7/8"	11/16"	5/8"	1-1/4"	25	[D]
847-160	160 mm (6-5/16") CC	8-1/16"	3/8"	7/8"	11/16"	5/8"	1-1/4"	25	[D]

Display	Description
DB985-GRY	Regan hardware on Designer Grey display board, 16"W x 11"H

Finishes



BNBDL
Brushed Pewter



DBAC
Brushed Oil Rubbed Bronze



MB
Matte Black



PC
Polished Chrome



SN
Satin Nickel



Knobs	Description	Overall Length	Width at Center	Projection	Hand Space	Foot Width	Foot Length	Inner Box	Price Code
141	square knob	1-1/4"	1-1/4"	1-1/8"	13/16"	3/4"	3/4"	20	[D]
141L	large square knob	1-3/4"	1-3/4"	1-1/8"	13/16"	3/4"	3/4"	10	[D]

Pulls	Center-to-Center	Overall Length	Width at Center	Projection	Hand Space	Foot Width	Foot Length	Inner Box	Price Code
141-96	96 mm (3-3/4") CC	4-5/8"	1-1/4"	1"	13/16"	1-1/4"	4-5/8"	10	[E]
141-128	128 mm (5-1/16") CC	5-7/8"	1-1/4"	1"	13/16"	1-1/4"	5-7/8"	10	[F]
141-160	160 mm (6-5/16") CC	7-1/8"	1-1/4"	1"	13/16"	1-1/4"	7-1/8"	10	[G]
141-192	192 mm (7-9/16") CC	8-3/8"	1-1/4"	1"	13/16"	1-1/4"	8-3/8"	10	[H]
141-305	305 mm (12") CC	12-7/8"	1-1/4"	1"	13/16"	1-1/4"	12-7/8"	5	[K]

Display	Description
DB818-GRY	Renzo hardware on Designer Grey display board, 16"W x 11"H

Finishes





DEBONAIR

Thoughtfully balanced lines blend with a boldly stepped profile in Renzo, resulting in a strong and debonair presence. Revitalizing the admired cup pull with its modern squared shape, this adaptable collection enhances the look of almost any cabinet style while adding functionality with its dual-hole mounting options.

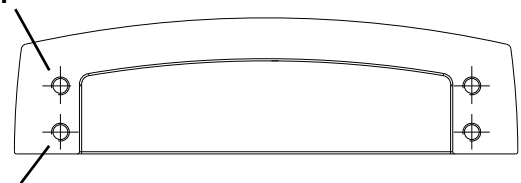
Design Idea

Pair Renzo's cup pulls with Richard's standard pulls or appliance handles to create a modernistic and refined presence in any space. Find the Richard Collection on pages 94–95.



Shown in Satin Bronze

Center mount: use when the mounting holes are positioned in the center of the drawer front



Lower mount: use when the mounting holes are positioned lower on the drawer front



Knobs	Description	Overall Length	Width at Center	Projection	Hand Space	Foot Width	Foot Length	Inner Box	Price Code
S6060	knob & backplate	1-1/4"	1-1/4"	1-7/16"	5/8"	1-1/4"	1-1/14"	25	[D]

Pulls	Center-to-Center	Overall Length	Width at Center	Projection	Hand Space	Foot Width	Foot Length	Inner Box	Price Code
Z260-3	3" CC	3-5/8"	1/2"	1-5/16"	1"	3/8"	9/16"	20	[D]
Z261-96	96 mm (3-3/4") CC	4-1/2"	9/16"	1-5/16"	1-1/8"	1/2"	9/16"	20	[D]
B812-96†	96 mm (3-3/4") CC backplate	6-1/8"	1-1/4"	1/8"	-	1-1/4"	6-1/8"	30	[E]
Z261-128	128 mm (5-1/16") CC	5-13/16"	5/8"	1-3/8"	1-1/8"	7/16"	9/16"	15	[G]
Z260-12	12" CC appl. handle	13-1/4"	1-1/8"	1-3/4"	1-3/16"	15/16"	7/8"	5	[K]

For more backplate options, see page 182.

These products are being retired. Check availability online or call for products marked with "†"

Finishes






Knobs	Description	Overall Length	Width at Center	Projection	Hand Space	Foot Width	Foot Length	Inner Box	Price Code
431	soft square knob	1-3/16"	1-3/16"	15/16"	9/16"	9/16"	9/16"	30	[D]
595	pyramid knob	1-1/4"	1-1/4"	7/8"	9/16"	5/8"	5/8"	20	[D]

Pulls	Center-to-Center	Overall Length	Width at Center	Projection	Hand Space	Foot Width	Foot Length	Inner Box	Price Code
798-96	96 mm (3-3/4") CC	5-1/2"	9/16"	1"	13/16"	9/16"	1"	10	[E]
798-128	128 mm (5-1/16") CC	6-3/4"	9/16"	1"	13/16"	9/16"	1"	10	[F]
798-160	160 mm (6-5/16") CC	8-1/16"	9/16"	1"	13/16"	9/16"	1"	10	[G]

Display	Description
DB990-GRY	Royce hardware on Designer Grey display board, 16"W x 11"H

Finishes

BNBDL Brushed Pewter
DBAC Brushed Oil Rubbed Bronze
PC Polished Chrome
SN Satin Nickel



Knobs	Description	Overall Length	Width at Center	Projection	Hand Space	Foot Width	Foot Length	Inner Box	Price Code
171	round knob	1-1/4"	1-1/4"	1-1/8"	13/16"	3/4"	3/4"	20	[D]
171L	large round knob	1-3/4"	1-3/4"	1-1/8"	13/16"	3/4"	3/4"	10	[E]

Pulls	Center-to-Center	Overall Length	Width at Center	Projection	Hand Space	Foot Width	Foot Length	Inner Box	Price Code
171-96	96 mm (3-3/4") CC	4-3/8"	11/16"	1-1/8"	7/8"	13/16"	9/16"	10	[F]
171-128	128 mm (5-1/16") CC	5-5/8"	11/16"	1-1/8"	7/8"	13/16"	9/16"	10	[F]
171-160	160 mm (6-5/16") CC	6-7/8"	11/16"	1-1/8"	7/8"	13/16"	9/16"	10	[G]
171-192	192 mm (7-9/16") CC	8-1/8"	11/16"	1-1/8"	7/8"	13/16"	9/16"	10	[G]
171-305	305 mm (12") CC	12-5/8"	11/16"	1-1/8"	7/8"	13/16"	9/16"	10	[K]
171-12	12" CC appl. handle	12-13/16"	1"	1-5/8"	1-1/4"	1-1/8"	13/16"	5	[K]
171-18*	18" CC appl. handle	18-13/16"	1"	1-5/8"	1-1/4"	1-1/8"	13/16"	5	[K]

Display	Description
DB820-GRY	Richard hardware on Designer Grey display board, 16"W x 11" H



PATENT
Patent Pending

*18" appliance handles are packaged with 10-24 standard and 10-24 breakaway screws.



Shown in Satin Nickel

MODERNISTIC

The combination of a stately stepped profile and structured soft-square shape gives Richard an air of modernistic magnificence. Long balanced lines are echoed in both its pulls and knobs, adding charisma to any style cabinet it is coupled with.

Design Idea

Pair Richard's standard pulls or appliance handles with the Renzo cup pulls to create a modern, debonair presence in any space. Find the Renzo Collection on pages 90–91.

Finishes



BG
Brushed Gold



BNBDL
Brushed Pewter



DBAC
Brushed Oil
Rubbed Bronze



MB
Matte Black




PC
Polished Chrome



SBZ
Satin Bronze



SN
Satin Nickel



Knobs	Description	Overall Length	Width at Center	Projection	Hand Space	Foot Width	Foot Length	Inner Box	Price Code
944	square knob	1-1/4"	1-1/4"	1-1/8"	3/4"	5/8"	5/8"	20	[D]

Pulls	Center-to-Center	Overall Length	Width at Center	Projection	Hand Space	Foot Width	Foot Length	Inner Box	Price Code
944-96	96 mm (3-3/4") CC	4-15/16"	7/16"	1-7/16"	1-1/4"	13/16"	13/16"	10	[E]
944-128	128 mm (5-1/16") CC	6-1/4"	1/2"	1-7/16"	1-3/16"	7/8"	7/8"	10	[F]
944-160	160 mm (6-5/16") CC	7-1/2"	1/2"	1-7/16"	1-3/16"	7/8"	7/8"	10	[F]
944-192	192 mm (7-9/16") CC	8-3/4"	1/2"	1-7/16"	1-3/16"	15/16"	7/8"	10	[G]
944-224	224 mm (8-13/16") CC	10"	1/2"	1-1/2"	1-5/16"	15/16"	7/8"	15	[H]
944-305	305 mm (12") CC	13-3/16"	1/2"	1-9/16"	1-5/16"	15/16"	7/8"	10	[K]
944-12	12" CC appl. handle	13-5/8"	11/16"	1-7/8"	1-9/16"	1-3/8"	1-3/16"	5	[K]

Display	Description
DB812-GRY	Roman hardware on Designer Grey display board, 16"W x 11" H



Shown in Brushed Gold

INSPIRING

A flowing arch and strong structured foot make an inspiring and compelling combination for this knob and pull collection. The high arch of Roman's pull discreetly adds the additional height aging in place and ADA projects require while presenting a refined look.

Finishes



BG
Brushed Gold



BNBDL
Brushed Pewter



DBAC
Brushed Oil
Rubbed Bronze



MB
Matte Black



NI
Polished Nickel



PC
Polished Chrome



SBZ
Satin Bronze



SN
Satin Nickel



Knobs	Description	Overall Length	Width at Center	Projection	Hand Space	Foot Width	Foot Length	Inner Box	Price Code
431	soft square knob	1-3/16"	1-3/16"	15/16"	9/16"	9/16"	9/16"	30	[D]

Pulls	Center-to-Center	Overall Length	Width at Center	Projection	Hand Space	Foot Width	Foot Length	Inner Box	Price Code
4128	128 mm (5-1/16") CC	6-3/16"	5/8"	1-1/8"	7/8"	5/8"	3/4"	20	[F]
4160	160 mm (6-5/16") CC	8"	9/16"	1-3/16"	7/8"	11/16"	1"	20	[G]
4192	192 mm (7-9/16") CC	9-1/2"	11/16"	1-3/16"	7/8"	11/16"	1-1/4"	20	[H]
4288	288 mm (11-5/16") CC	14-7/16"	13/16"	1-1/4"	13/16"	13/16"	1-3/4"	10	[K]

Display Description

DB964-GRY Sonoma hardware on Designer Grey display board, 16"W x 11"H



Shown in Matte Black

SUBSTANTIAL

Sonoma's substantial profile, combined with a soft curve and coordinating sleek square knob, exudes understated elegance. Pair this collection with slab drawers and Shaker cabinets for an accomplished look.

Design Idea

Modernize white cabinets by adding contrasting black hardware.

Finishes



BNBDL
Brushed Pewter



DBAC
Brushed Oil
Rubbed Bronze



MB
Matte Black



PC
Polished Chrome



SN
Satin Nickel

New collection



Knobs	Description	Overall Length	Width at Center	Projection	Hand Space	Foot Width	Foot Length	Inner Box	Price Code
686	small clover knob	1-1/4"	1-1/8"	1-1/4"	1/2"	1/2"	1/2"	20	[D]
686L	large clover knob	1-1/2"	1-5/16"	1-7/16"	9/16"	5/8"	5/8"	15	[E]

Pulls	Center-to-Center	Overall Length	Width at Center	Projection	Hand Space	Foot Width	Foot Length	Inner Box	Price Code
686-96	96 mm (3-3/4") CC	4-1/8"	9/16"	1-1/2"	15/16"	9/16"	9/16"	15	[F]
686-128	128 mm (5-1/16") CC	5-3/8"	9/16"	1-1/2"	15/16"	9/16"	9/16"	15	[F]
686-160	160 mm (6-5/16") CC	6-11/16"	5/8"	1-1/2"	15/16"	9/16"	9/16"	10	[G]

Display	Description
DB825-GRY	Southerland hardware on Designer Grey display board, 16"W x 11"H



PATENT
Patent Pending



Shown in Satin Bronze

UNFORGETTABLE

Discover the unforgettable elegance of Southerland, an incomparable collection of knobs and pulls designed to add a touch of timeless beauty to any space. The pulls are available in three standard lengths, while the two sizes of knobs offer a delicate yet impactful embellishment. Transform any room with Southerland's clover-inspired design, where every detail tells the story of exquisite taste and charm.

Finishes



DBAC
Brushed Oil
Rubbed Bronze



MB
Matte Black



PC
Polished Chrome



SBZ
Satin Bronze



SN
Satin Nickel



Knobs	Description	Overall Length	Width at Center	Projection	Hand Space	Foot Width	Foot Length	Inner Box	Price Code
578T	T-knob	2-3/8"	11/16"	1-7/16"	7/8"	11/16"	1/2"	30	[E]

Pulls	Center-to-Center	Overall Length	Width at Center	Projection	Hand Space	Foot Width	Foot Length	Inner Box	Price Code
578-96	96 mm (3-3/4") CC	6-1/8"	7/16"	1-7/16"	7/8"	11/16"	1/2"	10	[F]
578-128	128 mm (5-1/16") CC	7-3/8"	7/16"	1-7/16"	7/8"	11/16"	1/2"	10	[F]
578-160	160 mm (6-5/16") CC	8-11/16"	7/16"	1-7/16"	7/8"	11/16"	1/2"	10	[G]

Display	Description
DB823-GRY	Spencer hardware on Designer Grey display board, 16"W x 11"H

Finishes





Shown in Matte Black

ICONIC

The pairing of a contemporary square foot with a crystal-clear acrylic bar in the Spencer Collection creates a captivatingly iconic finishing touch to any cabinet or furniture piece it adorns. This collection finds the perfect balance between opulence and approachable elegance.

Design Idea

Mix things up and pair Spencer with its sister collection Larkin, available in solid finishes and mixed finishes, to add an edgy touch to this iconically fashionable look. Find the Larkin Collection on pages 68–69.



Knobs	Description	Overall Length	Width at Center	Projection	Hand Space	Foot Width	Foot Length	Inner Box	Price Code
752-19	19 mm (3/4") CC knob	1-1/4"	3/4"	1-1/16"	-	3/4"	1-1/4"	25	[D]

Pulls	Center-to-Center	Overall Length	Width at Center	Projection	Hand Space	Foot Width	Foot Length	Inner Box	Price Code
752-96	96 mm (3-3/4") CC	4-1/2"	7/16"	1-3/16"	7/8"	3/4"	3/4"	20	[D]
752-128	128 mm (5-1/16") CC	5-13/16"	1/2"	1-3/16"	7/8"	3/4"	3/4"	10	[F]
752-160	160 mm (6-5/16") CC	7-1/16"	1/2"	1-3/16"	7/8"	3/4"	3/4"	10	[G]
752-192	192 mm (7-9/16") CC	8-5/16"	1/2"	1-3/16"	7/8"	3/4"	3/4"	10	[G]
752-224	224 mm (8-13/16") CC	9-9/16"	1/2"	1-3/16"	7/8"	3/4"	3/4"	10	[H]

Display	Description
DB810-GRY	Sullivan hardware on Designer Grey display board, 16"W x 11"H



POWERFUL

Reflecting the brawn of I-beams softened by gentle undercurves and tapered feet, Sullivan radiates a powerful yet serene presence. With a coordinating knob that echoes the pull's strong silhouette, this collection is adaptable to raised or flat panel cabinets.

Finishes





635-256MB



635-160PC



635-128BG



635-96SN



635-128SBZ



635-96BNBDL



635-32DBAC



635-32NI

Pulls	Center-to-Center	Overall Length	Width at Center	Projection	Hand Space	Foot Width	Foot Length	Inner Box	Price Code
635-32	32 mm (1-1/4") CC	2-1/4"	5/16"	1"	3/4"	5/16"	11/16"	30	[E]
635-96	96 mm (3-3/4") CC	4-3/4"	5/16"	1-1/16"	3/4"	5/16"	13/16"	25	[F]
635-128	128 mm (5-1/16") CC	5-7/8"	5/16"	1-1/16"	3/4"	5/16"	13/16"	20	[F]
635-160	160 mm (6-5/16") CC	7-1/2"	3/8"	1-1/16"	3/4"	3/8"	7/8"	10	[G]
635-256	256 mm (10-1/16") CC	11-7/16"	3/8"	1-1/8"	13/16"	3/8"	1"	20	[K]

Display Description
DB967-GRY Sutton hardware on Designer Grey display board, 16"W x 11"H



Shown in Brushed Gold

WARM

Sutton's square profile is softened with a warm and graceful curve that flows around the handgrip all the way down to its feet. The narrow design of these pulls can make both a fearless statement and whisper sophistication with the perfect finish choice.

Finishes



BG
Brushed Gold



BNBDL
Brushed Pewter



DBAC
Brushed Oil
Rubbed Bronze



MB
Matte Black



NI
Polished Nickel



PC
Polished Chrome



SBZ
Satin Bronze



SN
Satin Nickel



Knobs	Description	Overall Length	Width at Center	Projection	Hand Space	Foot Width	Foot Length	Inner Box	Price Code
602S	small square knob	1-1/4"	1-1/4"	1-3/16"	11/16"	9/16"	9/16"	30	[G]
602	large square knob	1-1/2"	1-1/2"	1-1/4"	11/16"	9/16"	9/16"	25	[G]

Pulls	Center-to-Center	Overall Length	Width at Center	Projection	Hand Space	Foot Width	Foot Length	Inner Box	Price Code
602-96	96 mm (3-3/4") CC	4-1/2"	1/2"	1-5/16"	3/4"	3/4"	3/4"	10	[H]
602-128	128 mm (5-1/16") CC	5-13/16"	1/2"	1-3/8"	3/4"	3/4"	3/4"	10	[J]
602-12	12" CC appl. handle	12-3/4"	1/2"	1-3/8"	3/4"	3/4"	3/4"	5	[K]

Finishes



Display	Description
DB949-GRY	Tahoe hardware on Designer Grey display board, 16"W x 11"H

 D602,330;
D598,270
PATENT



Knobs	Description	Overall Length	Width at Center	Projection	Hand Space	Foot Width	Foot Length	Inner Box	Price Code
749†	T-knob	2-5/16"	13/16"	1-1/2"	11/16"	3/4"	3/4"	25	[D]
Pulls	Center-to-Center	Overall Length	Width at Center	Projection	Hand Space	Foot Width	Foot Length	Inner Box	Price Code
749-96B†	96 mm (3-3/4") CC	4-11/16"	13/16"	1-5/16"	1/2"	15/16"	15/16"	10	[F]
749-128B†	128 mm (5-1/16") CC	5-15/16"	13/16"	1-5/16"	1/2"	15/16"	15/16"	10	[F]
749-128†	128 mm (5-1/16") CC bail pull	5-15/16"	13/16"	1-5/16"	9/16"	15/16"	15/16"	10	[F]
749-160†	160 mm (6-5/16") CC bail pull	7-3/16"	13/16"	1-5/16"	9/16"	15/16"	15/16"	25	[H]
749-224†	224 mm (8-13/16") CC bail pull	9-3/4"	13/16"	1-5/16"	9/16"	15/16"	15/16"	25	[H]

Finishes



ABSB
Antique Brushed
Satin Brass



DACM
Gun Metal



DBAC
Brushed Oil
Rubbed Bronze



SIM
Distressed
Antique Silver

These products are being retired.
Check availability online or call for products marked with "†"



Knobs	Description	Overall Length	Width at Center	Projection	Hand Space	Foot Width	Foot Length	Inner Box	Price Code
658	round knob	1-1/4"	1-1/4"	1-5/16"	11/16"	7/8"	7/8"	20	[F]

Pulls	Center-to-Center	Overall Length	Width at Center	Projection	Hand Space	Foot Width	Foot Length	Inner Box	Price Code
658-96	96 mm (3-3/4") CC	4-1/2"	1/2"	1-5/16"	13/16"	3/4"	3/4"	20	[G]
658-128	128 mm (5-1/16") CC	5-13/16"	9/16"	1-5/16"	3/4"	3/4"	3/4"	15	[H]
658-160	160 mm (6-5/16") CC	7-1/16"	9/16"	1-3/8"	3/4"	3/4"	3/4"	10	[J]
658-192	192 mm (7-9/16") CC	8-3/8"	5/8"	1-3/8"	3/4"	13/16"	13/16"	15	[J]
658-224	224 mm (8-13/16") CC	9-7/8"	11/16"	1-1/2"	7/8"	7/8"	7/8"	15	[K]
658-12	12" CC appl. handle	13"	13/16"	2"	1-3/16"	1"	1"	5	[K]

Display	Description
DB994-GRY	Tiffany hardware on Designer Grey display board, 16"W x 11"H



PATENT D792,188



ELEGANT

Tiffany combines a classically elegant shape with a transitional twist for a look that is timeless. This pull and knob collection features matching step details throughout the hardware design, accompanied by flowing curves for a comfortable feel in your hand.



Shown in Brushed Gold

Finishes



BG
Brushed Gold



BNBDL
Brushed Pewter



DBAC
Brushed Oil
Rubbed Bronze



NI
Polished Nickel



PC
Polished Chrome



SBZ
Satin Bronze



SN
Satin Nickel



Knobs	Description	Overall Length	Width at Center	Projection	Hand Space	Foot Width	Foot Length	Inner Box	Price Code
678	geometric knob	1-1/4"	1-1/4"	1-3/16"	3/4"	3/4"	3/4"	20	[D]
Pulls	Center-to-Center	Overall Length	Width at Center	Projection	Hand Space	Foot Width	Foot Length	Inner Box	Price Code
678-96	96 mm (3-3/4") CC	5"	7/16"	1-1/16"	13/16"	13/16"	13/16"	10	[F]
678-128	128 mm (5-1/16") CC	6-1/4"	7/16"	1-1/16"	13/16"	13/16"	13/16"	10	[G]
678-160	160 mm (6-5/16") CC	7-1/2"	7/16"	1-1/16"	13/16"	13/16"	13/16"	10	[G]
678-18*	18" CC appl. handle	20-1/4"	3/4"	2"	1-5/8"	1-3/8"	1-3/8"	5	[K]

Display	Description
DB813-GRY	Wheeler hardware on Designer Grey display board, 16"W x 11"H

*18" appliance handles are packaged with 10-24 standard and 10-24 breakaway screws.



Shown in Matte Black

ENCHANTING

Controlled lines following a gentle contour result in an enchanting union of beauty and style. Wheeler offers meticulously styled pulls paired with a brilliantly angled octagon knob to dress up any kitchen, bathroom, or closet.

Finishes



BG
Brushed Gold



BNBDL
Brushed Pewter



DBAC
Brushed Oil
Rubbed Bronze



MB
Matte Black



PC
Polished Chrome



SBZ
Satin Bronze



SN
Satin Nickel



Knobs	Description	Overall Length	Width at Center	Projection	Hand Space	Foot Width	Foot Length	Inner Box	Price Code
905	square knob	1-1/4"	1-1/4"	1-3/16"	3/4"	5/16"	5/16"	20	[D]

Pulls	Center-to-Center	Overall Length	Width at Center	Projection	Hand Space	Foot Width	Foot Length	Inner Box	Price Code
905-96	96 mm (3-3/4") CC	5"	1/2"	1-3/8"	7/8"	5/16"	5/16"	10	[F]
905-128	128 mm (5-1/16") CC	6-1/4"	1/2"	1-3/8"	7/8"	5/16"	5/16"	10	[G]
905-160	160 mm (6-5/16") CC	7-1/2"	1/2"	1-3/8"	7/8"	5/16"	5/16"	10	[G]
905-192	192 mm (7-9/16") CC	8-3/4"	1/2"	1-3/8"	7/8"	5/16"	5/16"	10	[H]
905-305	305 mm (12") CC	13-1/4"	1/2"	1-3/8"	7/8"	5/16"	5/16"	10	[K]
905-12	12" CC appl. handle	14-1/2"	11/16"	1-15/16"	1-1/4"	7/16"	7/16"	5	[K]
905-18*	18" CC appl. handle	20-1/2"	11/16"	1-15/16"	1-1/4"	7/16"	7/16"	5	[K]

Display	Description
DB824-GRY	Whitlock hardware on Designer Grey display board, 16"W x 11"H

*18" appliance handles are packaged with 10-24 standard and 10-24 breakaway screws.



Shown in Matte Black

CAPTIVATING

Whitlock's captivating allure lies within its softened square shape, seamlessly uniting contemporary aesthetics with timeless charm. With an array of cabinet pull lengths and a coordinating knob, all available in six on-trend finishes, the versatility of this collection knows no bounds. Whitlock's powerful presence and winning design make it a flawless choice for those seeking to infuse their living spaces with elegance and modernity.

Finishes



BG
Brushed Gold



MB
Matte Black



PC
Polished Chrome



SBZ
Satin Bronze



SN
Satin Nickel



Knobs	Description	Overall Length	Width at Center	Projection	Hand Space	Foot Width	Foot Length	Inner Box	Price Code
293T	T-knob	2"	1/2"	1-1/4"	13/16"	5/16"	5/16"	10	[E]

Pulls	Center-to-Center	Overall Length	Width at Center	Projection	Hand Space	Foot Width	Foot Length	Inner Box	Price Code
293-96	96 mm (3-3/4") CC	5-1/16"	7/16"	1-1/4"	13/16"	5/16"	5/16"	10	[G]
293-128	128 mm (5-1/16") CC	6-5/16"	7/16"	1-1/4"	13/16"	5/16"	5/16"	10	[G]
293-160	160 mm (6-5/16") CC	7-9/16"	7/16"	1-1/4"	13/16"	5/16"	5/16"	10	[H]
293-192	192 mm (7-9/16") CC	8-13/16"	7/16"	1-1/4"	13/16"	5/16"	5/16"	10	[H]
293-224	224 mm (8-13/16") CC	10-1/16"	7/16"	1-1/4"	13/16"	5/16"	5/16"	10	[J]
293-305	305 mm (12") CC	13-1/4"	7/16"	1-1/4"	13/16"	5/16"	5/16"	10	[K]

Display Description
DB802-GRY Zane hardware on Designer Grey display board, 16"W x 11"H



Shown in Brushed Pewter

UNEXPECTED

The square bar pull structure with dashing strap detail of Zane is an unexpected and charming transformation from the basic bar or square bar pull. Available in extended pull lengths, this collection accents any modern or transitional design scheme with its clean lines and unique presence.

Finishes



BNBDL
Brushed Pewter



MB
Matte Black



NI
Polished Nickel



PC
Polished Chrome



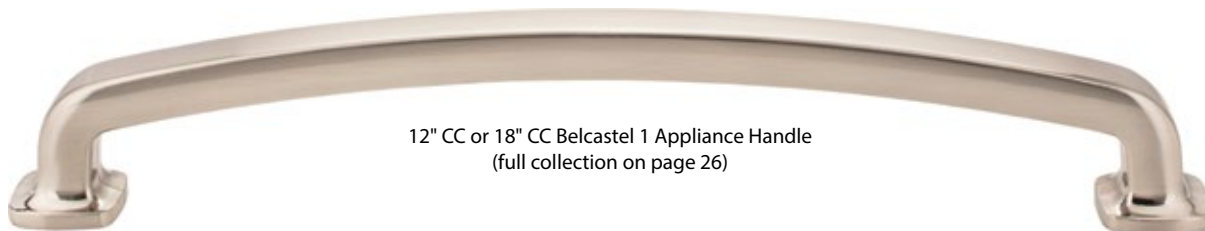
SN
Satin Nickel



Belcastel 1 shown in Satin Nickel



12" CC or 18" CC Audrey Appliance Handle
(full collection on page 24)



12" CC or 18" CC Belcastel 1 Appliance Handle
(full collection on page 26)



12" CC Bella Appliance Handle
(full collection on page 28)

Appl. Handle	Collection	Center-to-Center	Overall Length	Width at Center	Projection	Hand Space	Foot Width	Foot Length	Finishes Available	Page
278	Audrey	12" CC	12-5/8"	1"	2-1/4"	1-1/4"	3/4"	3/4"	BG, BNBDL, DBAC, MB, PC, SBZ, SN	24
278	Audrey	18" CC	18-3/4"	1"	2-1/4"	1-1/4"	3/4"	3/4"	BG, BNBDL, DBAC, MB, PC, SBZ, SN	24
MO6373	Belcastel 1	12" CC	13-1/4"	3/4"	2-5/16"	1-11/16"	1-1/8"	1-1/4"	ABM-D, BNBDL, DACM, DBAC, DMAC, MB, NI, PC, SBZ, SIM-D, SN	26
MO6373	Belcastel 1	18" CC	19-1/4"	3/4"	2-5/16"	1-11/16"	1-1/8"	1-1/4"	ABM-D, BNBDL, DACM, DBAC, DMAC, MB, NI, PC, SBZ, SIM-D, SN	26
818	Bella	12" CC	13-1/8"	1"	2"	1"	1-1/8"	1-1/8"	ABSB, BNBDL, DBAC, NI, SN	28

12" appliance handles are packaged with 8-32 standard and 8-32 breakaway screws.
18" appliance handles are packaged with 10-24 standard and 10-24 breakaway screws.



12" CC Bremen 1 Appliance Handle
(full collection on page 32)



12" CC Bremen 2 Appliance Handle
(full collection on page 34)



12" CC Chesapeake Appliance Handle
(full collection on page 42)



12" CC or 18" CC Cordova Appliance Handle
(full collection on page 43)



12" CC or 18" CC Delgado Appliance Handle
(full collection on page 44)

Appl. Handle	Collection	Center-to-Center	Overall Length	Width at Center	Projection	Hand Space	Foot Width	Foot Length	Finishes Available	Page
527	Bremen 1	12" CC	13-1/8"	3/4"	2-1/16"	1-1/2"	1-1/8"	1-1/8"	ABM-D, ABSB, BNBDL, DACM, DBAC, DMAC, NI, PC, SBZ, SIM, SN	32
537	Bremen 2	12" CC	12-11/16"	5/8"	1-5/8"	7/8"	11/16"	11/16"	ABSB, DACM, DBAC, DMAC, NI, SN	34
737	Chesapeake	12" CC	12-15/16"	1"	1-3/4"	1-1/8"	15/16"	15/16"	ABSB, BNBDL, DACM, DBAC, SIM, SN	42
Z281	Cordova	12" CC	12-3/4"	5/8"	2-1/16"	1-3/8"	1-9/16"	3/4"	ABSB, BNDL, DBAC, SN	43
Z281	Cordova	18" CC	18-3/4"	5/8"	2-1/16"	1-3/8"	1-9/16"	3/4"	ABSB, BNDL, DBAC, SN	43
519	Delgado	12" CC	12-1/2"	3/4"	1-1/2"	1"	3/4"	1/2"	ABSB, BNBDL, DBAC, NI, SN	44
519	Delgado	18" CC	18-1/2"	3/4"	1-1/2"	1"	3/4"	1/2"	ABSB, BNBDL, DBAC, NI, SN	44



Dominique shown in Satin Bronze



12" CC Delmar Appliance Handle
(full collection on page 45)



12" CC or 18" CC Dominique Appliance Handle
(full collection on page 46)

Appl. Handle	Collection	Center-to-Center	Overall Length	Width at Center	Projection	Hand Space	Foot Width	Foot Length	Finishes Available	Page
585	Delmar	12" CC	13-1/4"	1-1/4"	1-1/2"	1-1/4"	3/4"	7/8"	BNBDL, DACM, DBAC, DP, SN	45
845	Dominique	12" CC	15"	5/8"	1-7/8"	1-1/4"	1/2"	1/2"	BG, BNBDL, DBAC, MB, PC, SBZ, SN	46
845	Dominique	18" CC	21"	5/8"	1-7/8"	1-1/4"	1/2"	1/2"	BG, BNBDL, DBAC, MB, PC, SBZ, SN	46

12" appliance handles are packaged with 8-32 standard and 8-32 breakaway screws.
18" appliance handles are packaged with 10-24 standard and 10-24 breakaway screws.



12" CC Durham Appliance Handle
(full collection on page 48)



12" CC Ella Appliance Handle
(full collection on page 52)



12" CC Hudson Appliance Handle
(full collection on page 58)



12" CC Lafayette Appliance Handle
(full collection on page 70)

Appl. Handle	Collection	Center-to-Center	Overall Length	Width at Center	Projection	Hand Space	Foot Width	Foot Length	Finishes Available	Page
Z290	Durham	12" CC	13"	15/16"	2-1/8"	1-1/4"	1"	1"	ABSB, BNBDL, DACM, DBAC, MB, ORB, PC, SN	48
165	Ella	12" CC	13"	13/16"	1-5/8"	1-1/4"	1-1/4"	1"	BNBDL, DBAC, NI, PC, SN	52
650	Hudson	12" CC	13"	7/8"	1-9/16"	1-3/16"	1-3/8"	1"	BNBDL, DBAC, PC, SN	58
317	Lafayette	12" CC	12-15/16"	1-1/16"	2-3/16"	1-11/16"	7/8"	7/8"	ABSB, BNBDL, DBAC, SN	70



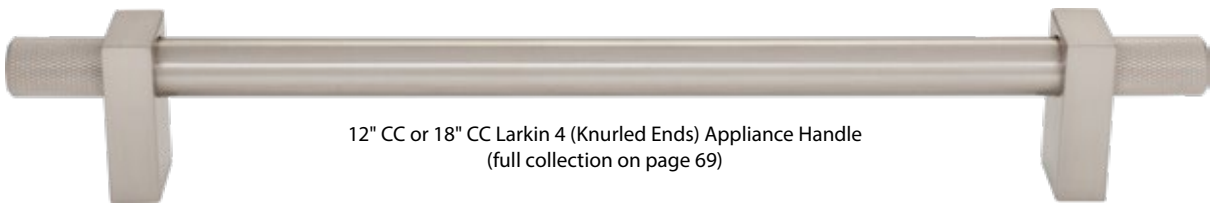
12" CC or 18" CC Larkin 1 Appliance Handle
(full collection on page 68)



12" CC or 18" CC Larkin 2 Appliance Handle
(full collection on page 68)



12" CC or 18" CC Larkin 3 (Knurled Center) Appliance Handle
(full collection on page 69)



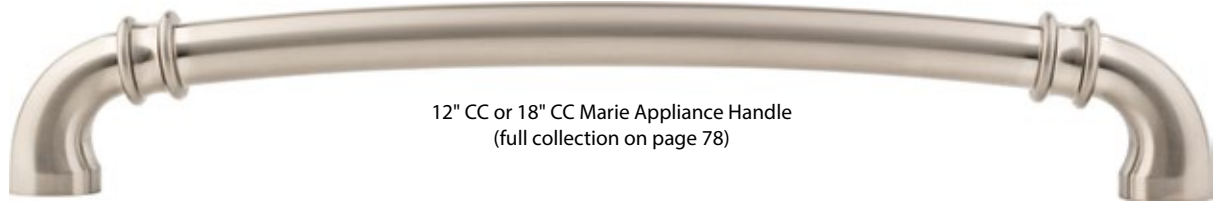
12" CC or 18" CC Larkin 4 (Knurled Ends) Appliance Handle
(full collection on page 69)

Appl. Handle	Collection	Center-to-Center	Overall Length	Width at Center	Projection	Hand Space	Foot Width	Foot Length	Finishes Available	Page
478	Larkin 1	12" CC	15-3/16	3/4"	2-3/16"	1-1/4"	1-1/8"	5/8"	BG, MB, PC, SBZ, SN	68
478	Larkin 1	18" CC	20-3/8"	3/4"	2-3/16"	1-1/4"	1-1/8"	5/8"	BG, MB, PC, SBZ, SN	68
478	Larkin 2	12" CC	15-3/16	3/4"	2-3/16"	1-1/4"	1-1/8"	5/8"	MBBG, MBPC, MBSBZ, MBSN	68
478	Larkin 2	18" CC	20-3/8"	3/4"	2-3/16"	1-1/4"	1-1/8"	5/8"	MBBG, MBPC, MBSBZ, MBSN	68
598	Larkin 3 (Knurled Center)	12" CC	14-3/8"	1-1/8"	2-3/16"	1-1/4"	5/8"	1-1/8"	BG, MB, SBZ, SN	69
598	Larkin 3 (Knurled Center)	18" CC	20-3/8"	1-1/8"	2-3/16"	1-1/4"	5/8"	1-1/8"	BG, MB, SBZ, SN	69
698	Larkin 4 (Knurled Ends)	12" CC	14-3/8"	1-1/8"	2-3/16"	1-1/4"	5/8"	1-1/8"	BG, MB, SBZ, SN	69
698	Larkin 4 (Knurled Ends)	18" CC	20-3/8"	1-1/8"	2-3/16"	1-1/4"	5/8"	1-1/8"	BG, MB, SBZ, SN	69

12" appliance handles are packaged with 8-32 standard and 8-32 breakaway screws.
18" appliance handles are packaged with 10-24 standard and 10-24 breakaway screws.



12" CC or 18" CC Loxley Appliance Handle
(full collection on page 74)



12" CC or 18" CC Marie Appliance Handle
(full collection on page 78)



12" CC Marlo Appliance Handle
(full collection on page 77)



12" CC Milan 1 Appliance Handle
(full collection on page 82)

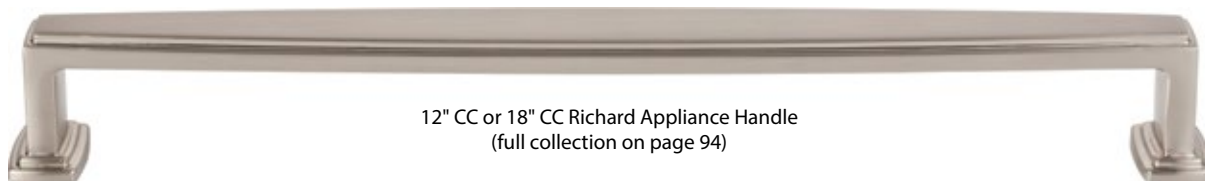


12" CC Rhodes Appliance Handle
(full collection on page 92)

Appl. Handle	Collection	Center-to-Center	Overall Length	Width at Center	Projection	Hand Space	Foot Width	Foot Length	Finishes Available	Page
329	Loxley	12" CC	13-7/16"	11/16"	1-3/4"	1-1/4"	1"	1"	BG, BNBDL, DBAC, MB, PC, SBZ, SN	74
329	Loxley	18" CC	19-7/16"	11/16"	1-3/4"	1-1/4"	1"	1"	BG, BNBDL, DBAC, MB, PC, SBZ, SN	74
445	Marie	12" CC	13"	11/16"	2-1/8"	1-3/8"	1"	1"	BNBDL, DBAC, MB, PC, SBZ, SN	78
445	Marie	18" CC	19"	11/16"	2-1/8"	1-3/8"	1"	1"	BNBDL, DBAC, MB, PC, SBZ, SN	78
972	Marlo	12" CC	13"	11/16"	1-1/2"	1-1/8"	1-3/8"	1"	BNBDL, DBAC, NI, PC, SN	77
1092	Milan 1	12" CC	12-3/4"	7/8"	1-3/8"	1"	13/16"	13/16"	AB, AEM, BNBDL, DACM, DBAC, MB, PC, SN	82
Z260	Rhodes	12" CC	13-1/4"	1-1/8"	1-3/4"	1-3/16"	15/16"	7/8"	BNB, BNBDL, DACM, DBAC, SN	92



Richard showin in Satin Nickel



12" CC or 18" CC Richard Appliance Handle
(full collection on page 94)



12" CC Roman Appliance Handle
(full collection on page 96)



12" CC Tahoe Appliance Handle
(full collection on page 108)

Appl. Handle	Collection	Center-to-Center	Overall Length	Width at Center	Projection	Hand Space	Foot Width	Foot Length	Finishes Available	Page
171	Richard	12" CC	12-13/16"	1"	1-5/8"	1-1/4"	1-1/8"	13/16"	BG, BNBDL, DBAC, MB, PC, SBZ, SN	94
171	Richard	18" CC	18-13/16"	1"	1-5/8"	1-1/4"	1-1/8"	13/16"	BG, BNBDL, DBAC, MB, PC, SBZ, SN	94
944	Roman	12" CC	13-5/8"	11/16"	1-7/8"	1-9/16"	1-3/8"	1-3/16"	BG, BNBDL, DBAC, MB, NI, PC, SBZ, SN	96
602	Tahoe	12" CC	12-3/4"	1/2"	1-3/8"	3/4"	3/4"	3/4"	BLK, DMAC, SIM	108

12" appliance handles are packaged with 8-32 standard and 8-32 breakaway screws.
18" appliance handles are packaged with 10-24 standard and 10-24 breakaway screws.



12" CC Tiffany Appliance Handle
(full collection on page 110)



18" CC Wheeler Appliance Handle
(full collection on page 112)

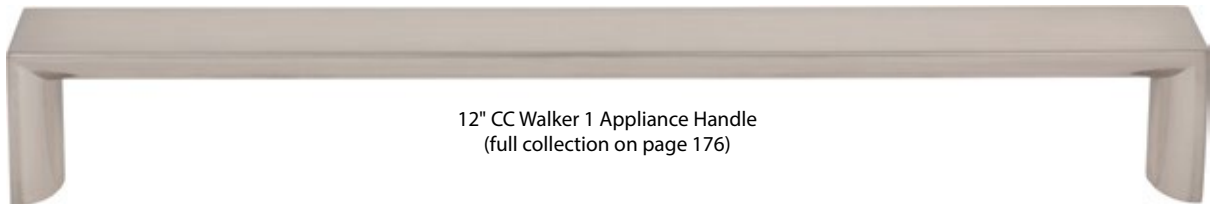


12" CC or 18" CC Whitlock Appliance Handle
(full collection on page 114)

Appl. Handle	Collection	Center-to-Center	Overall Length	Width at Center	Projection	Hand Space	Foot Width	Foot Length	Finishes Available	Page
658	Tiffany	12" CC	13"	13/16"	2"	1-3/16"	1"	1"	BG, BNBDL, DBAC, NI, PC, SBZ, SN	110
678	Wheeler	18" CC	20-1/4"	3/4"	2"	1-5/8"	1-3/8"	1-3/8"	BG, BNBDL, DBAC, MB, PC, SBZ, SN	112
905	Whitlock	12" CC	14-1/2"	11/16"	1-15/16"	1-1/4"	7/16"	7/16"	BG, MB, PC, SBZ, SN	114
905	Whitlock	18" CC	20-1/2"	11/16"	1-15/16"	1-1/4"	7/16"	7/16"	BG, MB, PC, SBZ, SN	114



12" CC Gibson Appliance Handle
(full collection on page 144)



12" CC Walker 1 Appliance Handle
(full collection on page 176)

Appl. Handle	Collection	Center-to-Center	Overall Length	Width at Center	Projection	Hand Space	Foot Width	Foot Length	Finishes Available	Page
105	Gibson	12" CC	12-3/4"	3/4"	1-5/8"	1-1/4"	3/4"	3/4"	BG, BNBDL, MB, PC, SBZ, SN	144
827	Walker 1	12" CC	12-1/2"	1-1/8"	1-3/4"	1-1/4"	1-1/8"	1/2"	BG, BNBDL, MB, PC, SBZ, SN	176

The **essentials** and more, priced right



Stanton Collection on pages 166-167

40+ designs of knobs and pulls in the most popular styles and finishes

Complete line of solid steel and hollow stainless steel bar pulls available in the Naples Collection

Base Metal of cast zinc alloy, steel, aluminum or stainless steel for durability

Machine polished for consistent quality

Also ideal for the commercial, multi-family, retail, and builder markets

Limited Lifetime Warranty

William

See pages 178-179

New collection




Edgefield

New finish

ABG - Aluminum Brushed Gold

See pages 140-141



Gibson

New sizes

224 mm, 305 mm, and 12" pulls
1-5/8" large knob

See pages 144-145





These products are being retired. Check availability online or call for products marked with "†"

See collection pages for finish and size options



Aiden
page 130



Arcadia
page 132



Brenton
page 135



Calloway+
page 136



Calloway+
page 136



Capri
page 137



Capri
page 137



Capri
page 137



Cosgrove
page 138



Cypress
page 139



Florence
page 142



Gatsby
page 143



Gatsby
page 143



Gatsby
page 143



Gatsby/Kenner
page 143 & 150



Gibson
page 144



Glendale/Hammond
page 146 & 147



Hadly
page 148



Kingsport/Vienna
page 151 & 174



Kingsport
page 151



Kingsport
page 151



Kingsport
page 151



Lindos
page 154



Lindos
page 154



Madison
page 155



Merryville
page 156



Naples
page 160



Park
page 157



Seaver
page 162



Sedona
page 163



Slade
page 164



Syracuse
page 169



Thatcher
page 170



Verona
page 173



Vienna
page 174



Walker 1
page 176



Watervale
page 175



Westbury
page 180



William **NEW**
page 178



Zachary
page 181

All products, unless otherwise noted, are packaged with installation screws (8-32 standard and 8-32 breakaway screws).



Knobs	Description	Overall Length	Width at Center	Projection	Hand Space	Foot Width	Foot Length	Inner Box	Price Code
993	T-knob	1-5/8"	7/16"	1-1/16"	13/16"	1/2"	1/2"	30	[B]

Pulls	Center-to-Center	Overall Length	Width at Center	Projection	Hand Space	Foot Width	Foot Length	Inner Box	Price Code
993-3	3" CC	4-1/16"	1/2"	1-1/4"	7/8"	3/8"	11/16"	25	[D]
993-96	96 mm (3-3/4") CC	4-3/4"	9/16"	1-1/4"	7/8"	3/8"	11/16"	20	[D]
993-128	128 mm (5-1/16") CC	6-1/8"	5/8"	1-1/4"	7/8"	7/16"	11/16"	15	[E]

Display	Description
DBE1039-GRY	Aiden hardware on Designer Grey display board, 16"W x 11"H





Shown in Brushed Oil Rubbed Bronze

CHARMING

Charming and welcoming, Aiden offers a comfortable grip and ample hand clearance with its flowing arch profile. With its coordinating knob and extended sizes, this collection is a favorable choice for universal design needs.

Design Idea

For mudrooms, closets and bathrooms, pair cabinet knobs and pulls with Elements decorative hooks (see pages 219–222) in the same finish for a cohesive look with added organization.



Knobs	Description	Overall Length	Width at Center	Projection	Hand Space	Foot Width	Foot Length	Inner Box	Price Code
107	round knob	1-5/16"	1-5/16"	1"	5/8"	3/4"	3/4"	25	[C]

Pulls	Center-to-Center	Overall Length	Width at Center	Projection	Hand Space	Foot Width	Foot Length	Inner Box	Price Code
516	3" CC	5-7/16"	1/2"	1"	11/16"	13/16"	1-3/8"	25	[C]

Finishes





Pulls	Center-to-Center	Overall Length	Width at Center	Projection	Hand Space	Foot Width	Foot Length	Inner Box	Price Code
193-3	3" CC	3-1/4"	11/16"	1-1/8"	7/8"	3/4"	1/4"	15	[D]
193-96	96 mm (3-3/4") CC	4"	11/16"	1-1/8"	7/8"	3/4"	1/4"	15	[D]
193-4	4" CC	4-1/4"	11/16"	1-1/8"	7/8"	3/4"	1/4"	15	[E]
193-128	128 mm (5-1/16") CC	5-1/4"	11/16"	1-1/8"	7/8"	3/4"	1/4"	10	[E]
193-160	160 mm (6-5/16") CC	6-9/16"	11/16"	1-1/8"	7/8"	3/4"	1/4"	10	[F]

Display	Description
DBE1023-GRY	Asher hardware on Designer Grey display board, 16"W x 11"H


Finishes





Pulls	Center-to-Center	Overall Length	Width at Center	Projection	Hand Space	Foot Width	Foot Length	Inner Box	Price Code
308-128	128 mm (5-1/16") CC	5-9/16"	3/4"	15/16"	13/16"	3/8"	9/16"	25	[D]
406-128	128 mm (5-1/16") CC	6-9/16"	3/8"	1-1/4"	13/16"	5/16"	5/16"	20	[E]
745-128	128 mm (5-1/16") CC	5-11/16"	7/16"	1-3/16"	7/8"	5/8"	5/8"	20	[D]
776-128	128 mm (5-1/16") CC	5-11/16"	5/8"	1-3/16"	7/8"	5/8"	1/2"	20	[E]
976-128	128 mm (5-1/16") CC	6-3/16"	3/8"	1-1/16"	7/8"	1-3/16"	11/16"	20	[E]

Display	Description
DBE1018-GRY	Belfast hardware on Designer Grey display board, 16"W x 11"H





Knobs	Description	Overall Length	Width at Center	Projection	Hand Space	Foot Width	Foot Length	Inner Box	Price Code
239	round knob	1"	1"	1"	11/16"	3/8"	5/8"	30	[B]

Pulls	Center-to-Center	Overall Length	Width at Center	Projection	Hand Space	Foot Width	Foot Length	Inner Box	Price Code
239-96	96 mm (3-3/4") CC	4-5/16"	1/2"	1-1/8"	7/8"	1/2"	1/2"	15	[D]
239-128	128 mm (5-1/16") CC	5-9/16"	1/2"	1-1/8"	7/8"	1/2"	1/2"	15	[E]
239-160	160 mm (6-5/16") CC	6-13/16"	1/2"	1-1/8"	7/8"	1/2"	1/2"	15	[F]
239-192	192 mm (7-9/16") CC	8-1/16"	1/2"	1-1/8"	7/8"	1/2"	1/2"	10	[F]

Display	Description
DBE1024-GRY	Brenton hardware on Designer Grey display board, 16"W x 11"H

Finishes





Knobs	Description	Overall Length	Width at Center	Projection	Hand Space	Foot Width	Foot Length	Inner Box	Price Code
331†	small round knob	1-1/8"	1-1/8"	1"	3/4"	3/8"	3/8"	25	[B]
351†	small square knob	1-1/8"	1-1/8"	1"	3/4"	3/8"	3/8"	25	[B]
331L†	large round knob	1-1/4"	1-1/4"	1"	3/4"	3/8"	3/8"	25	[C]
351L†	large square knob	1-1/4"	1-1/4"	1"	3/4"	3/8"	3/8"	25	[C]

Pulls	Center-to-Center	Overall Length	Width at Center	Projection	Hand Space	Foot Width	Foot Length	Inner Box	Price Code
331-96†	96 mm (3-3/4") CC	4-1/2"	11/16"	1-1/16"	13/16"	3/8"	3/8"	15	[D]
351-96†	96 mm (3-3/4") CC	4-3/8"	11/16"	1-1/16"	13/16"	3/8"	3/8"	15	[D]
331-128†	128 mm (5-1/16") CC	5-3/4"	11/16"	1-1/16"	13/16"	3/8"	3/8"	10	[D]
351-128†	128 mm (5-1/16") CC	5-5/8"	11/16"	1-1/16"	13/16"	3/8"	3/8"	10	[E]

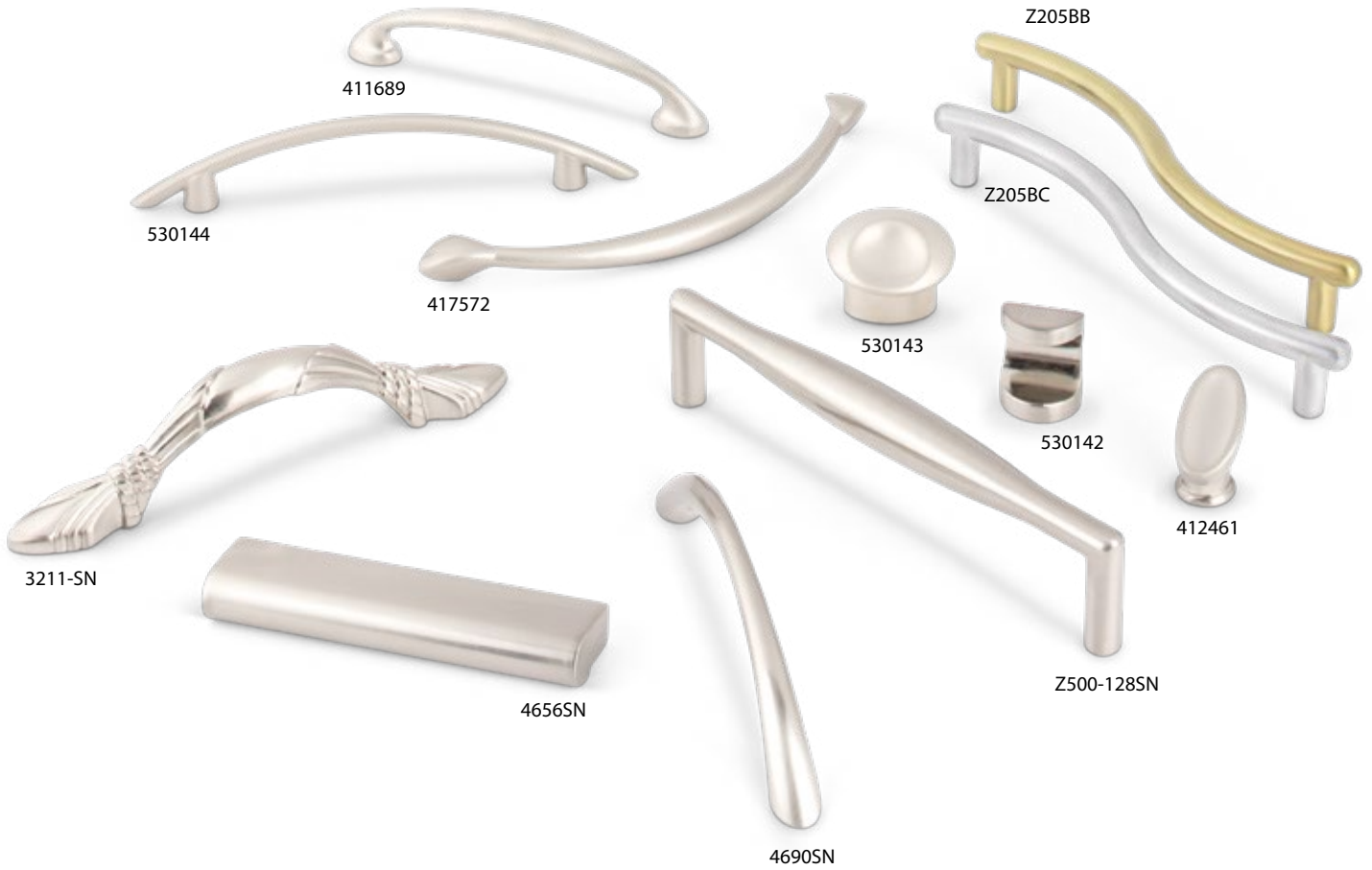
Finishes



These products are being retired. Check availability online or call for products marked with "†"



PATENT
D772,683
D729,036



Knobs	Description	Overall Length	Width at Center	Projection	Hand Space	Foot Width	Foot Length	Inner Box	Price Code
412461	oval knob	1"	9/16"	15/16"	11/16"	9/16"	9/16"	50	[B]
530142	cylindrical knob	13/16"	13/16"	1"	5/8"	13/16"	13/16"	25	[B]
530143	concave round knob	1-1/4"	1-1/4"	7/8"	5/8"	3/8"	15/16"	25	[B]

Pulls	Center-to-Center	Overall Length	Width at Center	Projection	Hand Space	Foot Width	Foot Length	Inner Box	Price Code
3211	3" CC	4-15/16"	5/8"	1-1/16"	13/16"	11/16"	1-1/8"	25	[B]
4656	3" CC	3-3/8"	7/16"	13/16"	1/2"	3/8"	3-3/8"	25	[D]
411689*	96 mm (3-3/4") CC	4-3/8"	5/16"	7/8"	5/8"	7/16"	5/8"	50	[B]
4690	96 mm (3-3/4") CC	4-1/2"	1/4"	1-3/16"	15/16"	7/16"	1/2"	50	[B]
530144	96 mm (3-3/4") CC	5-1/4"	3/16"	15/16"	3/4"	3/8"	3/8"	50	[B]
417572	128 mm (5-1/16") CC	5-7/16"	3/8"	1"	11/16"	1/2"	7/16"	30	[C]
Z205	128 mm (5-1/16") CC	5-3/4"	5/16"	7/8"	9/16"	5/16"	5/16"	30	[D]
Z500-128	128 mm (5-1/16") CC	5-3/8"	9/16"	1-5/16"	3/4"	5/16"	5/16"	15	[F]

*M4 attachment screws included with this item

BB	Brushed Brass
BC	Brushed Chrome
DN	Dull Nickel
SN	Satin Nickel



Knobs	Description	Overall Length	Width at Center	Projection	Hand Space	Foot Width	Foot Length	Inner Box	Price Code
382	T-knob	1-1/2"	3/4"	1-1/8"	3/4"	1/2"	1/2"	25	[B]

Pulls	Center-to-Center	Overall Length	Width at Center	Projection	Hand Space	Foot Width	Foot Length	Inner Box	Price Code
382-96	96 mm (3-3/4") CC	6-1/2"	3/4"	1-1/16"	7/8"	1/2"	1-1/2"	15	[E]
382-128	128 mm (5-1/16") CC	7-3/4"	3/4"	1-1/16"	7/8"	1/2"	1-1/2"	10	[F]
382-160	160 mm (6-5/16") CC	9"	3/4"	1-1/16"	7/8"	1/2"	1-1/2"	10	[F]

Display	Description
DBE1025-GRY	Cosgrove hardware on Designer Grey display board, 16"W x 11"H





Knobs	Description	Overall Length	Width at Center	Projection	Hand Space	Foot Width	Foot Length	Inner Box	Price Code
Z118	round knob	1-1/4"	1-1/4"	1-1/16"	11/16"	11/16"	11/16"	25	[A]

Pulls	Center-to-Center	Overall Length	Width at Center	Projection	Hand Space	Foot Width	Foot Length	Inner Box	Price Code
Z118-3	3" CC	3-7/16"	1/2"	1-1/8"	13/16"	5/16"	5/16"	20	[B]
Z118-96	96 mm (3-3/4") CC	4-1/16"	9/16"	1-1/4"	15/16"	3/8"	5/16"	20	[B]

Finishes



BNBDL
Brushed Pewter



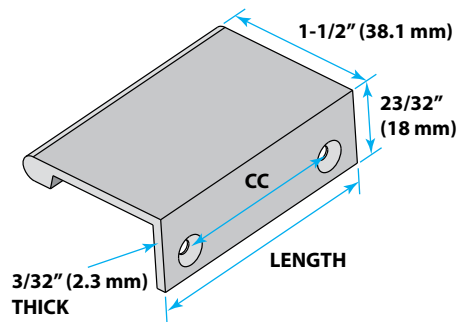

DACM
Gun Metal



DBAC
Brushed Oil
Rubbed Bronze



SN
Satin Nickel




Pulls	Center-to-Center	Overall Length	Width at Center	Projection	Hand Space	Foot Width	Foot Length	Inner Box	Price Code
A500-125*	16 mm (5/8") CC tab pull	1-1/4"	11/16"	1-1/2"	-	23/32"	1-1/4"	50	[B]
A500-3*	60 mm (2-3/8") CC tab pull	3"	11/16"	1-1/2"	-	23/32"	3"	25	[D]
A500-4*	76 mm (3") CC tab pull	4"	11/16"	1-1/2"	-	23/32"	4"	25	[D]
A500-6*	127 mm (5") CC tab pull	6"	11/16"	1-1/2"	-	23/32"	6"	20	[E]
A500-8*	90 mm (3-9/16") CC tab pull (3 holes)	8"	11/16"	1-1/2"	-	23/32"	8"	20	[F]
A500-10*	114 mm (4-1/2") CC tab pull (3 holes)	10"	11/16"	1-1/2"	-	23/32"	10"	10	[G]
A500-12*	90 mm (3-9/16") CC tab pull (4 holes)	12"	11/16"	1-1/2"	-	23/32"	12"	10	[H]

*Wood screws included with all tab pulls

Display	Description
DBE1029-GRY	Edgefield hardware on Designer Grey display board, 16" W x 11" H

Finishes





Shown in Matte Black

SLIM










Instantly upgrade kitchens with this slim and sleek collection of tab pulls from Elements. Edgefield features a thin design that is the ideal choice for contemporary homes.



Knobs	Description	Overall Length	Width at Center	Projection	Hand Space	Foot Width	Foot Length	Inner Box	Price Code
2980	round knob	1-1/4"	1-1/4"	1-1/8"	5/8"	1"	1"	20	[C]

Pulls	Center-to-Center	Overall Length	Width at Center	Projection	Hand Space	Foot Width	Foot Length	Inner Box	Price Code
2981	3" CC cup pull	3-11/16"	1-5/16"	1-1/8"	1-1/16"	1-5/16"	3-11/16"	20	[D]

Display	Description
DBE1012-GRY	Florence hardware on Designer Grey display board, 16"W x 11"H

Finishes								
								
AB Brushed Antique Brass	BNBDL Brushed Pewter	DACM Gun Metal	DBAC Brushed Oil Rubbed Bronze	MB Matte Black	ORB Dark Bronze	PC Polished Chrome	SBZ Satin Bronze	SN Satin Nickel



Knobs	Description	Overall Length	Width at Center	Projection	Hand Space	Foot Width	Foot Length	Inner Box	Price Code
3940	ringed dome knob	1-3/16"	1-3/16"	15/16"	5/8"	11/16"	11/16"	50	[A]
3950	mushroom knob	1-3/16"	1-3/16"	13/16"	7/16"	11/16"	11/16"	50	[A]
3960	button knob	1-1/4"	1-1/4"	1-1/16"	13/16"	3/4"	3/4"	25	[A]
3970	ringed flat knob	1-1/4"	1-1/4"	1-1/16"	3/4"	3/4"	3/4"	25	[A]


Pulls	Center-to-Center	Overall Length	Width at Center	Projection	Hand Space	Foot Width	Foot Length	Inner Box	Price Code
3108	3" CC pull	5-5/16"	11/16"	7/8"	5/8"	11/16"	1-1/4"	25	[B]
3208	3" CC pull	4-1/4"	5/16"	7/8"	5/8"	13/16"	7/8"	25	[A]
3308	3" CC pull	4-1/2"	7/16"	15/16"	9/16"	7/8"	7/8"	25	[B]

Finishes



*Matte Black finish only available in:
3960 knob
3970 knob
3108 pull

New sizes and knob



Knobs	Description	Overall Length	Width at Center	Projection	Hand Space	Foot Width	Foot Length	Inner Box	Price Code
105	small knob	1-1/4"	1-1/4"	1"	11/16"	7/16"	7/16"	10	[C]
105L NEW	large knob	1-5/8"	1-5/8"	1"	11/16"	7/16"	7/16"	10	[E]

Pulls	Center-to-Center	Overall Length	Width at Center	Projection	Hand Space	Foot Width	Foot Length	Inner Box	Price Code
105-96	96 mm (3-3/4") CC	4-1/4"	7/16"	1-1/8"	7/8"	7/16"	7/16"	10	[D]
105-128	128 mm (5-1/16") CC	5-1/2"	7/16"	1-1/8"	7/8"	7/16"	7/16"	10	[D]
105-160	160 mm (6-5/16") CC	6-3/4"	7/16"	1-1/8"	7/8"	7/16"	7/16"	10	[E]
105-192	192 mm (7-9/16") CC	8"	7/16"	1-1/8"	7/8"	7/16"	7/16"	10	[F]
105-224 NEW	224 mm (8-13/16")	9-5/16"	7/16"	1-1/8"	7/8"	7/16"	7/16"	10	[G]
105-305 NEW	305 mm (12") CC	12-1/2"	7/16"	1-1/8"	7/8"	7/16"	7/16"	10	[K]
105-12 NEW	12" CC appl. handle	12-3/4"	3/4"	1-5/8"	1-1/4"	3/4"	3/4"	1	[K]

Display	Description
DBE1046-GRY	Gibson hardware on Designer Grey display board, 16"W x 11"H

Finishes



BG Brushed Gold **BNBDL** Brushed Pewter **MB** Matte Black **PC** Polished Chrome **SBZ** Satin Bronze **SN** Satin Nickel



Shown in Brushed Pewter

HARMONIC










Gibson, with its clean, casual lines, brings an effortless, harmonic vibe to any contemporary or transitional space. A coordinating smooth and simplistic 1-1/4" diameter cabinet knob pairs melodiously with its cabinet pull. The standard pull features soft outer curves and straight lines that flow into cylindrical feet producing an easy-going feel. This closed-end bar pull collection is a crowd-pleaser.



Knobs	Description	Overall Length	Width at Center	Projection	Hand Space	Foot Width	Foot Length	Inner Box	Price Code
525	square knob	1-1/8"	1-1/16"	15/16"	9/16"	1/4"	1/4"	50	[C]

Pulls	Center-to-Center	Overall Length	Width at Center	Projection	Hand Space	Foot Width	Foot Length	Inner Box	Price Code
525-96	96 mm (3-3/4") CC	4-15/16"	1/4"	15/16"	13/16"	15/16"	13/16"	25	[D]

Display	Description
DBE1013-GRY	Glendale hardware on Designer Grey display board, 16"W x 11"H

Finishes								
								
ABM-D Distressed Antique Brass	BNBDL Brushed Pewter	DBAC Brushed Oil Rubbed Bronze	DMAC Distressed Oil Rubbed Bronze	MB Matte Black	PC Polished Chrome	SBZ Satin Bronze	SIM Distressed Antique Silver	SN Satin Nickel



Knobs	Description	Overall Length	Width at Center	Projection	Hand Space	Foot Width	Foot Length	Inner Box	Price Code
525	square knob	1-1/8"	1-1/16"	15/16"	9/16"	1/4"	1/4"	50	[C]

Pulls	Center-to-Center	Overall Length	Width at Center	Projection	Hand Space	Foot Width	Foot Length	Inner Box	Price Code
937-3	3" CC	4-7/8"	3/8"	15/16"	3/4"	9/16"	1-1/8"	20	[B]
937-96	96 mm (3-3/4") CC	5-11/16"	3/8"	15/16"	3/4"	9/16"	1-1/16"	20	[D]

Display	Description
DBE1034-GRY	Hammond hardware on Designer Grey display board, 16"W x 11"H

Finishes



BNBDL
Brushed Pewter

DBAC
Brushed Oil
Rubbed Bronze

MB
Matte Black

PC
Polished Chrome

SN
Satin Nickel



Knobs	Description	Overall Length	Width at Center	Projection	Hand Space	Foot Width	Foot Length	Inner Box	Price Code
449	square knob	1"	1"	1"	3/4"	1/2"	1/2"	25	[C]

Pulls	Center-to-Center	Overall Length	Width at Center	Projection	Hand Space	Foot Width	Foot Length	Inner Box	Price Code
449-3	3" CC	4"	5/8"	1-1/8"	7/8"	1/2"	1/2"	15	[D]
449-96	96 mm (3-3/4") CC	4-3/4"	5/8"	1-1/8"	7/8"	1/2"	1/2"	15	[D]
449-128	128 mm (5-1/16") CC	6"	5/8"	1-1/8"	7/8"	1/2"	1/2"	10	[E]
449-160	160 mm (6-5/16") CC	7-1/4"	5/8"	1-1/8"	7/8"	1/2"	1/2"	10	[F]


Display	Description
DBE1036-GRY	Hadly hardware on Designer Grey display board, 16"W x 11"H



PATENT

D833,249
D833,252

Finishes





Shown in Matte Black

FUN

Hadly has quickly flourished into a crowd favorite with its fun and lively square silhouette. The clean lines, softened curves, strikingly sculpted flared feet, and variety of lengths and finishes of this knob and pull combination blend seamlessly with contemporary or transitional spaces.

Design Idea


Black and gold accents add so much personality to a predominantly white space. Don't be afraid to pair matte black hardware with gold accents to add pizzazz to any kitchen or bath.



Knobs	Description	Overall Length	Width at Center	Projection	Hand Space	Foot Width	Foot Length	Inner Box	Price Code
3970	round knob	1-1/4"	1-1/4"	1-1/16"	3/4"	3/4"	3/4"	25	[A]

Pulls	Center-to-Center	Overall Length	Width at Center	Projection	Hand Space	Foot Width	Foot Length	Inner Box	Price Code
254-3	3" CC	5"	3/16"	15/16"	11/16"	11/16"	1-1/8"	20	[B]
254-96	96 mm (3-3/4") CC	5-3/4"	1/4"	15/16"	11/16"	11/16"	1-1/8"	20	[D]

Display	Description
DBE1032-GRY	Kenner hardware on Designer Grey display board, 16" W x 11" H





Knobs	Description	Overall Length	Width at Center	Projection	Hand Space	Foot Width	Foot Length	Inner Box	Price Code
202	ringed knob	1-1/4"	1-1/4"	1"	5/8"	3/8"	3/8"	50	[A]
875	ringed button knob	1-5/16"	1-5/16"	11/16"	9/16"	5/16"	5/16"	100	[A]
878	button knob	1-3/16"	1-3/16"	1"	5/8"	11/16"	11/16"	50	[B]
WK150	dome knob	1-1/4"	1-1/4"	7/8"	9/16"	1/4"	1/4"	100	[A]

Pulls	Center-to-Center	Overall Length	Width at Center	Projection	Hand Space	Foot Width	Foot Length	Inner Box	Price Code
840	3" CC	4-13/16"	5/16"	13/16"	5/8"	3/8"	7/16"	50	[A]
1018	3" CC	4-7/16"	7/16"	1"	11/16"	5/16"	5/16"	25	[A]
3208	3" CC	4-1/4"	5/16"	7/8"	5/8"	13/16"	7/8"	25	[A]
4655	128 mm (5-1/16") CC	6-1/4"	3/16"	1-1/4"	1-1/16"	7/16"	13/16"	25	[D]
CH3503 [‡]	3-1/2" CC	4-3/4"	2-3/16"	9/16"	1-9/16"	1-5/16"	1-5/16"	25	[D]
WP150 [‡]	3" CC	4-5/16"	2-15/16"	1/2"	7/8"	2-15/16"	4-5/16"	25	[D]
WB150*	4-11/16" CC backplate for knob	6-1/16"	7/8"	1/8"	-	1"	6-1/16"	50	[B]

[‡]This pull has posts that needs an easy extra step to achieve a flush mount. Once you have drilled your hole with a 3/16" bit, use a 1/4" bit to expand the hole on the face of the door/drawer front to seat the post of the pull.

*Two attachment nails included with WB150 backplate

AB	Brushed Antique Brass
AE	Antique Brass



Pulls	Center-to-Center	Overall Length	Width at Center	Projection	Hand Space	Foot Width	Foot Length	Inner Box	Price Code
645-96	96 mm (3-3/4") CC	4-1/4"	1/2"	1-3/8"	7/8"	5/16"	15/16"	10	[E]
645-128	128 mm (5-1/16") CC	5-9/16"	1/2"	1-3/8"	7/8"	5/16"	15/16"	10	[F]
645-160	160 mm (6-5/16")	6-13/16"	1/2"	1-3/8"	7/8"	5/16"	15/16"	10	[F]
645-192	192 mm (7-9/16")	8-1/16"	1/2"	1-3/8"	7/8"	5/16"	15/16"	10	[G]
645-224	224 mm (8-13/16")	9-5/16"	1/2"	1-3/8"	7/8"	5/16"	15/16"	10	[G]
645-320	320 mm (12-5/8") CC	13-1/16"	1/2"	1-3/8"	7/8"	5/16"	15/16"	10	[H]

Display	Description
DBE1044-GRY	Knox hardware on Designer Grey display board, 16"W x 11"H

Finishes



MB
Matte Black



PC
Polished Chrome



SN
Satin Nickel



Shown in Matte Black

SUBTLE

A subtle reflection of a warded lock key, Knox pairs leading lines and intentional curves for a simple yet distinctive look. This closed-ended bar pull series offers a generous 1" hand clearance for an aesthetically pleasing option for aging in place and ADA projects.

Design Idea

When choosing hardware, think about how often the drawers or doors are used, as well as who the user is. Longer pulls and pulls with a larger hand clearance are easier to grab, especially for users with limited hand mobility.



Knobs	Description	Overall Length	Width at Center	Projection	Hand Space	Foot Width	Foot Length	Inner Box	Price Code
Z115	round knob	1-1/4"	1-1/4"	1-1/8"	3/4"	3/4"	3/4"	25	[B]
Z115L	oval knob	1-3/8"	13/16"	1-1/8"	11/16"	9/16"	9/16"	25	[B]

Pulls	Center-to-Center	Overall Length	Width at Center	Projection	Hand Space	Foot Width	Foot Length	Inner Box	Price Code
Z115-96	96 mm (3-3/4") CC	4-5/16"	5/8"	1-1/8"	15/16"	5/16"	7/16"	20	[C]
Z115-128	128 mm (5-1/16") CC	5-7/16"	11/16"	1-1/8"	15/16"	3/8"	7/16"	15	[G]

Display	Description
DBE1020-GRY	Lindos hardware on Designer Grey display board, 16" W x 11" H

Finishes





Knobs	Description	Overall Length	Width at Center	Projection	Hand Space	Foot Width	Foot Length	Inner Box	Price Code
3910	round knob	1-3/16"	1-3/16"	1-1/8"	5/8"	11/16"	11/16"	30	[B]

Pulls	Center-to-Center	Overall Length	Width at Center	Projection	Hand Space	Foot Width	Foot Length	Inner Box	Price Code
Z259-3	3" CC	3-3/8"	3/8"	1-1/8"	3/4"	3/8"	3/8"	50	[B]

Display	Description
DBE1040-GRY	Madison hardware on Designer Grey display board, 16"W x 11"H

Finishes





Knobs	Description	Overall Length	Width at Center	Projection	Hand Space	Foot Width	Foot Length	Inner Box	Price Code
897	small oval knob	1-1/8"	3/4"	1-1/4"	7/8"	9/16"	9/16"	20	[B]
897L	large oval knob	1-1/4"	13/16"	1-1/4"	7/8"	5/8"	5/8"	20	[B]

Pulls	Center-to-Center	Overall Length	Width at Center	Projection	Hand Space	Foot Width	Foot Length	Inner Box	Price Code
897-3	3" CC	5-1/8"	1/2"	1"	3/4"	9/16"	1-3/16"	20	[B]

Display	Description
DBE1033-GRY	Merryville hardware on Designer Grey display board, 16"W x 11"H

Finishes









Knobs	Description	Overall Length	Width at Center	Projection	Hand Space	Foot Width	Foot Length	Inner Box	Price Code
183	square knob	1"	1"	1-1/8"	13/16"	3/8"	1/2"	25	[C]

Pulls	Center-to-Center	Overall Length	Width at Center	Projection	Hand Space	Foot Width	Foot Length	Inner Box	Price Code
183-3	3" CC	3-3/4"	3/4"	1-1/8"	7/8"	5/16"	1/2"	15	[D]
183-96	96 mm (3-3/4") CC	4-1/2"	3/4"	1-1/8"	7/8"	5/16"	1/2"	15	[D]

Display	Description
DBE1038-GRY	Park hardware on Designer Grey display board, 16"W x 11"H

Finishes			
			
BNBDL Brushed Pewter	DBAC Brushed Oil Rubbed Bronze	PC Polished Chrome	SN Satin Nickel




PATENT D833,250
D833,253



EVERLASTING

This cylindrical and classic bar pull from Naples is an everlasting design, perfect for a variety of cabinet styles. Use this straight-line bar pull collection from Elements to seamlessly update cabinets and furniture, bringing a modern look to any room. Available in solid steel as well as hollow stainless steel, in a variety of lengths and finishes.



Shown in Matte Black

Naples

Design Idea

Coordinate knobs and pulls with other elements in the kitchen like faucets, door hardware, and lighting to create a cohesive look.

Shown in Brushed Gold





Knobs	Description	Overall Length	Width at Center	Projection	Hand Space	Foot Width	Foot Length	Inner Box	Price Code
40	T-knob	1-9/16"	1/2"	1-3/8"	7/8"	3/8"	3/8"	30	[B]
Pulls	Center-to-Center	Overall Length	Width at Center	Projection	Hand Space	Foot Width	Foot Length	Inner Box	Price Code
136	3" CC	5-3/8"	1/2"	1-3/8"	7/8"	3/8"	3/8"	10	[C]
156	96 mm (3-3/4") CC	6-1/8"	1/2"	1-3/8"	7/8"	3/8"	3/8"	10	[D]
176	128 mm (5-1/16") CC	6-15/16"	1/2"	1-3/8"	7/8"	3/8"	3/8"	10	[D]
206	128 mm (5-1/16") CC	8-1/8"	1/2"	1-3/8"	7/8"	3/8"	3/8"	10	[E]
220	160 mm (6-5/16") CC	8-11/16"	1/2"	1-3/8"	7/8"	3/8"	3/8"	10	[E]
272	192 mm (7-9/16") CC	10-11/16"	1/2"	1-3/8"	7/8"	3/8"	3/8"	10	[E]
304	224 mm (8-13/16") CC	11-15/16"	1/2"	1-3/8"	7/8"	3/8"	3/8"	10	[F]
336	256 mm (10-1/16") CC	13-1/4"	1/2"	1-3/8"	7/8"	3/8"	3/8"	10	[F]
368	288 mm (11-5/16") CC	14-1/2"	1/2"	1-3/8"	7/8"	3/8"	3/8"	10	[F]
399	319 mm (12-9/16") CC	15-11/16"	1/2"	1-3/8"	7/8"	3/8"	3/8"	10	[G]
496	416 mm (16-3/8") CC	19-1/2"	1/2"	1-3/8"	7/8"	3/8"	3/8"	10	[G]
560*	480 mm (18-7/8") CC	22-1/16"	1/2"	1-3/8"	7/8"	3/8"	3/8"	10	[H]
624*	544 mm (21-7/16") CC	24-9/16"	1/2"	1-3/8"	7/8"	3/8"	3/8"	10	[H]
720*	640 mm (25-3/16") CC	28-3/8"	1/2"	1-3/8"	7/8"	3/8"	3/8"	10	[J]
763*	673 mm (26-1/2") CC	30-1/16"	1/2"	1-3/8"	7/8"	3/8"	3/8"	10	[J]

*Available only in Polished Chrome and Satin Nickel


Display	Description
DBE1014-GRY	Naples hardware on Designer Grey display board, 16"W x 11"H

Finishes



BG Brushed Gold (up to 416 mm CC) **DBB** Dark Brushed Bronze (up to 416 mm CC) **MB** Matte Black (up to 416 mm CC) **PC** Polished Chrome (all lengths) **SBZ** Satin Bronze (up to 416 mm CC) **SN** Satin Nickel (all lengths)

Hollow Stainless Steel Bar Pulls



Knobs	Description	Overall Length	Width at Center	Projection	Hand Space	Foot Width	Foot Length	Inner Box	Price Code
39	T-knob	1-9/16"	1/2"	1-3/8"	7/8"	3/8"	3/8"	40	[A]
Pulls	Center-to-Center	Overall Length	Width at Center	Projection	Hand Space	Foot Width	Foot Length	Inner Box	Price Code
154	96 mm (3-3/4") CC	6-1/16"	1/2"	1-3/8"	7/8"	3/8"	3/8"	20	[C]
174	128 mm (5-1/16") CC	6-7/8"	1/2"	1-3/8"	7/8"	3/8"	3/8"	20	[D]
204	128 mm (5-1/16") CC	8-1/16"	1/2"	1-3/8"	7/8"	3/8"	3/8"	20	[E]
218	160 mm (6-5/16") CC	8-9/16"	1/2"	1-3/8"	7/8"	3/8"	3/8"	10	[E]
270	192 mm (7-9/16") CC	10-5/8"	1/2"	1-3/8"	7/8"	3/8"	3/8"	20	[E]
302	224 mm (8-13/16") CC	11-7/8"	1/2"	1-3/8"	7/8"	3/8"	3/8"	20	[E]
334	256 mm (10-1/16") CC	13-1/8"	1/2"	1-3/8"	7/8"	3/8"	3/8"	20	[F]
366	288 mm (11-5/16") CC	14-7/16"	1/2"	1-3/8"	7/8"	3/8"	3/8"	10	[F]
397	319 mm (12-9/16") CC	15-5/8"	1/2"	1-3/8"	7/8"	3/8"	3/8"	10	[F]
494	416 mm (16-3/8") CC	19-7/16"	1/2"	1-3/8"	7/8"	3/8"	3/8"	10	[G]
558	480 mm (18-7/8") CC	21-15/16"	1/2"	1-3/8"	7/8"	3/8"	3/8"	10	[G]
622	544 mm (21-7/16") CC	24-1/2"	1/2"	1-3/8"	7/8"	3/8"	3/8"	10	[H]
719	640 mm (25-3/16") CC	28-5/16"	1/2"	1-3/8"	7/8"	3/8"	3/8"	10	[H]
761	673 mm (26-1/2") CC	29-15/16"	1/2"	1-3/8"	7/8"	3/8"	3/8"	10	[H]

Display	Description
DBE1014-GRY	Naples hardware on Designer Grey display board, 16" W x 11" H

Finishes



SS
Stainless Steel







SSMB
Matte Black
Stainless Steel



Knobs	Description	Overall Length	Width at Center	Projection	Hand Space	Foot Width	Foot Length	Inner Box	Price Code
511	round knob	1-1/4"	1-1/4"	1-1/8"	7/8"	3/8"	3/8"	25	[B]

Pulls	Center-to-Center	Overall Length	Width at Center	Projection	Hand Space	Foot Width	Foot Length	Inner Box	Price Code
511-3	3" CC	4-1/16"	5/8"	1-1/8"	1"	5/8"	11/16"	15	[D]
511-96	96 mm (3-3/4") CC	4-7/8"	5/8"	1-1/8"	1"	5/8"	11/16"	15	[D]

Display	Description
DBE1037-GRY	Seaver hardware on Designer Grey display board, 16"W x 11"H

Finishes			
			
BNBDL Brushed Pewter	DBAC Brushed Oil Rubbed Bronze	PC Polished Chrome	SN Satin Nickel





Knobs	Description	Overall Length	Width at Center	Projection	Hand Space	Foot Width	Foot Length	Inner Box	Price Code
26	round knob	1"	1"	15/16"	7/16"	3/8"	3/8"	30	[B]

Pulls	Center-to-Center	Overall Length	Width at Center	Projection	Hand Space	Foot Width	Foot Length	Inner Box	Price Code
400	3" CC	4"	5/16"	1-1/4"	3/4"	5/16"	5/16"	10	[D]
475	96 mm (3-3/4") CC	4-3/4"	3/8"	1-1/4"	11/16"	5/16"	5/16"	10	[E]
600	128 mm (5-1/16") CC	6"	3/8"	1-1/4"	11/16"	5/16"	5/16"	10	[F]

Display	Description
DBE1017-GRY	Sedona hardware on Designer Grey display board, 16"W x 11"H

Finishes



MB
Matte Black



SBZ
Satin Bronze



SN
Satin Nickel





Knobs	Description	Overall Length	Width at Center	Projection	Hand Space	Foot Width	Foot Length	Inner Box	Price Code
3915	round knob	1"	1"	15/16"	3/4"	11/16"	11/16"	50	[A]

Pulls	Center-to-Center	Overall Length	Width at Center	Projection	Hand Space	Foot Width	Foot Length	Inner Box	Price Code
984-3	3" CC	3-5/16"	7/16"	7/8"	3/4"	5/16"	5/16"	30	[C]
984-96	96 mm (3-3/4") CC	4-1/8"	7/16"	7/8"	3/4"	5/16"	5/16"	25	[C]
984-128	128 mm (5-1/16") CC	5-5/16"	7/16"	7/8"	3/4"	5/16"	5/16"	25	[D]
984-160	160 mm (6-5/16") CC	6-11/16"	1/2"	7/8"	3/4"	5/16"	5/16"	15	[D]
984-192	192 mm (7-9/16") CC	7-7/8"	1/2"	7/8"	3/4"	5/16"	5/16"	15	[E]

Display	Description
DBE1028-GRY	Slade hardware on Designer Grey display board, 16"W x 11"H

Finishes






Pulls	Center-to-Center	Overall Length	Width at Center	Projection	Hand Space	Foot Width	Foot Length	Inner Box	Price Code
8004	96 mm (3-3/4") CC	4-15/16"	3/8"	1-1/16"	15/16"	3/8"	3/4"	30	[C]
81065	128 mm (5-1/16") CC	6-1/8"	3/8"	1-1/8"	1"	7/16"	11/16"	25	[D]
80814	96 mm (3-3/4") CC	5"	7/16"	7/8"	3/4"	1/2"	13/16"	30	[B]
80815	128 mm (5-1/16") CC	6-5/16"	1/2"	1-1/8"	15/16"	9/16"	7/8"	25	[D]

Display	Description
DBE1008-GRY	Somerset hardware on Designer Grey display board, 16"W x 11"H

Finishes






Pulls	Center-to-Center	Overall Length	Width at Center	Projection	Hand Space	Foot Width	Foot Length	Inner Box	Price Code
625-3	3" CC	3-3/8"	3/8"	1-1/8"	3/4"	3/8"	3/8"	20	[D]
625-96	96 mm (3-3/4") CC	4-1/8"	3/8"	1-1/8"	3/4"	3/8"	3/8"	25	[E]
625-128	128 mm (5-1/16") CC	5-3/8"	3/8"	1-1/8"	3/4"	3/8"	3/8"	20	[E]
625-160	160 mm (6-5/16") CC	6-5/8"	3/8"	1-1/8"	3/4"	3/8"	3/8"	10	[F]
625-192	192 mm (7-9/16") CC	7-15/16"	3/8"	1-1/8"	3/4"	3/8"	3/8"	10	[F]
625-224	224 mm (8-13/16") CC	9-3/16"	3/8"	1-1/8"	3/4"	3/8"	3/8"	10	[G]
625-320	320 mm (12-5/8") CC	12-15/16"	3/8"	1-1/8"	3/4"	3/8"	3/8"	10	[H]
625-448	448 mm (17-5/8") CC	18"	3/8"	1-1/8"	3/4"	3/8"	3/8"	10	[J]

Display	Description
DBE1021-GRY	Stanton hardware on Designer Grey display board, 16" W x 11" H

Finishes





Shown in Satin Bronze

CONFIDENT


Sleek, clean, and confident, Stanton is a perfect alternative to the traditional rounded bar pull look. With extended lengths and six finishes to choose from, this pull series flawlessly suits all cabinet styles.



Pulls	Center-to-Center	Overall Length	Width at Center	Projection	Hand Space	Foot Width	Foot Length	Inner Box	Price Code
771-3	3" CC	4-1/2"	5/8"	15/16"	3/4"	5/8"	13/16"	20	[D]
771-96	96 mm (3-3/4") CC	5-3/16"	5/8"	15/16"	13/16"	5/8"	1-1/8"	20	[D]
771-128	128 mm (5-1/16") CC	6-5/16"	5/8"	1"	7/8"	5/8"	1-1/8"	20	[E]
771-160	160 mm (6-5/16") CC	7-11/16"	5/8"	1-1/16"	15/16"	5/8"	1-3/16"	20	[F]

Display	Description
DBE1027-GRY	Strickland hardware on Designer Grey display board, 16"W x 11"H

Finishes			
			
BNBDL Brushed Pewter	DBAC Brushed Oil Rubbed Bronze	PC Polished Chrome	SN Satin Nickel



Shown in Satin Nickel



Knobs	Description	Overall Length	Width at Center	Projection	Hand Space	Foot Width	Foot Length	Inner Box	Price Code
575	round knob	1-3/16"	1-3/16"	7/8"	3/4"	3/4"	3/4"	30	[B]

Pulls	Center-to-Center	Overall Length	Width at Center	Projection	Hand Space	Foot Width	Foot Length	Inner Box	Price Code
575-96	96 mm (3-3/4") CC	4-1/2"	5/16"	1-1/8"	13/16"	3/4"	3/4"	20	[D]

Display	Description
DBE1019-GRY	Syracuse hardware on Designer Grey display board, 16"W x 11"H

Finishes



BNBDL
Brushed Pewter



DBAC
Brushed Oil
Rubbed Bronze



PC
Polished Chrome



SN
Satin Nickel



Knobs	Description	Overall Length	Width at Center	Projection	Hand Space	Foot Width	Foot Length	Inner Box	Price Code
859T	T-knob	1-7/16"	7/16"	1-1/16"	13/16"	5/16"	7/16"	25	[B]

Pulls	Center-to-Center	Overall Length	Width at Center	Projection	Hand Space	Foot Width	Foot Length	Inner Box	Price Code
859-3	3" CC	5-5/16"	7/16"	1-1/16"	7/8"	5/16"	7/16"	25	[C]
859-96	96 mm (3-3/4") CC	6-1/8"	7/16"	1-1/8"	7/8"	5/16"	7/16"	25	[C]
859-128	128 mm (5-1/16") CC	7-1/2"	7/16"	1-1/8"	15/16"	5/16"	7/16"	25	[D]
859-160	160 mm (6-5/16") CC	8-9/16"	7/16"	1-3/16"	1"	5/16"	7/16"	25	[E]

Display	Description
DBE1045-GRY	Thatcher hardware on Designer Grey display board, 16"W x 11"H

Finishes





Shown in Brushed Gold

CASUAL

A slightly round strap sitting atop the rounded feet of Thatcher creates a casual, easy-going vibe. A matching T-knob combined with extended lengths and top trending finishes make this collection the perfect match for any style of cabinets.

Design Idea

For kitchens with two-tone cabinets, using the same hardware throughout is a reliable choice that ties everything together flawlessly.



Aluminum Pulls

Aluminum Pulls	Center-to-Center	Overall Length	Width at Center	Projection	Hand Space	Foot Width	Foot Length	Inner Box	Price Code
A271-3AL	3" CC	3-5/16"	5/16"	1-1/4"	15/16"	5/16"	5/16"	30	[A]
A271-3.5AL	3-1/2" CC	3-13/16"	5/16"	1-1/4"	15/16"	5/16"	5/16"	30	[A]
A271-96AL	96 mm (3-3/4") CC	4-1/16"	5/16"	1-1/4"	15/16"	5/16"	5/16"	30	[A]
A271-4AL	4" CC	4-5/16"	5/16"	1-1/4"	15/16"	5/16"	5/16"	30	[A]


Stainless Steel Pulls

Stainless Steel Pulls	Center-to-Center	Overall Length	Width at Center	Projection	Hand Space	Foot Width	Foot Length	Inner Box	Price Code
K271-3SS	3" CC	3-5/16"	5/16"	1-1/4"	15/16"	5/16"	5/16"	30	[D]
K271-3.5-SS	3-1/2" CC	3-13/16"	5/16"	1-1/4"	15/16"	5/16"	5/16"	30	[C]
K271-96-SS	96 mm (3-3/4") CC	4-1/16"	5/16"	1-1/4"	15/16"	5/16"	5/16"	30	[C]
K271-4SS	4" CC	4-5/16"	5/16"	1-1/4"	15/16"	5/16"	5/16"	30	[D]

Steel Pulls

Steel Pulls	Center-to-Center	Overall Length	Width at Center	Projection	Hand Space	Foot Width	Foot Length	Inner Box	Price Code
S271-3	3" CC	3-5/16"	5/16"	1-1/4"	15/16"	5/16"	5/16"	30	[A]
S271-3.5	3-1/2" CC	3-13/16"	5/16"	1-1/4"	15/16"	5/16"	5/16"	30	[A]
S271-96	96 mm (3-3/4") CC	4-1/16"	5/16"	1-1/4"	15/16"	5/16"	5/16"	30	[A]
S271-4	4" CC	4-5/16"	5/16"	1-1/4"	15/16"	5/16"	5/16"	30	[A]
S271-128	128 mm (5-1/16") CC	5-5/16"	5/16"	1-1/4"	15/16"	5/16"	5/16"	20	[A]

Finishes





Knobs	Description	Overall Length	Width at Center	Projection	Hand Space	Foot Width	Foot Length	Inner Box	Price Code
413322*	T-knob	1-9/16"	1/2"	7/8"	7/16"	3/8"	3/4"	100	[A]
409222*	T-knob	1-9/16"	1/2"	7/8"	7/16"	3/8"	3/4"	100	[A]
Pulls	Center-to-Center	Overall Length	Width at Center	Projection	Hand Space	Foot Width	Foot Length	Inner Box	Price Code
Z105	3" CC	3-7/8"	1/2"	1-1/16"	3/4"	1/4"	1/4"	50	[B]
4655	128 mm (5-1/16") CC	6-1/4"	3/16"	1-1/4"	1-1/16"	7/16"	13/16"	25	[D]
346564	128 mm (5-1/16") CC	6"	3/8"	1-1/8"	3/4"	3/8"	5/8"	30	[D]
4307305	192 mm (7-9/16") CC	8-5/8"	3/8"	1-3/8"	15/16"	3/8"	3/4"	20	[E]
413321*	128 mm (5-1/16") CC	7-3/8"	9/16"	1-3/8"	7/8"	5/16"	5/16"	20	[E]
409223*	128 mm (5-1/16") CC	7-3/8"	9/16"	1-3/8"	7/8"	5/16"	5/16"	20	[E]
7210	3" CC cup pull	5-3/4"	13/16"	3/4"	5/8"	3/4"	5-3/4"	50	[C]
R1011†	3" CC pull & backplate	3-13/16"	2-1/16"	1/2"	1/16"	2-1/16"	3-13/16"	15	[E]
R1012†	2-1/4" CC vertical pull & backplate	3-13/16"	1-1/2"	1/2"	1/16"	1"	3-13/16"	25	[D]

*M4 attachment screws included with this item

† Attachment screws not included - use item number 32BREAK. This pull has posts that needs an easy extra step to achieve a flush mount. Once you have drilled your hole with a 3/16" bit, use a 1/4" bit to expand the hole on the face of the door/drawer front to seat the post of the pull.

AB	Brushed Antique Brass
BLK/MB	Matte Black
MS	Matte Silver
SN	Satin Nickel



Knobs	Description	Overall Length	Width at Center	Projection	Hand Space	Foot Width	Foot Length	Inner Box	Price Code
110	stacked knob	1-1/4"	1-1/4"	1-1/16"	3/4"	13/16"	13/16"	30	[B]
202	ringed knob	1-1/4"	1-1/4"	1"	5/8"	3/8"	3/8"	50	[A]

Pulls	Center-to-Center	Overall Length	Width at Center	Projection	Hand Space	Foot Width	Foot Length	Inner Box	Price Code
110-3	3" CC	5-1/2"	1/2"	1-3/16"	13/16"	3/4"	1-7/16"	25	[C]
P106	3" CC	5-1/16"	9/16"	15/16"	3/4"	9/16"	3/4"	50	[B]

Finishes



DBAC
Brushed Oil
Rubbed Bronze



SN
Satin Nickel



Shown in Brushed Oil Rubbed Bronze



Knobs	Description	Overall Length	Width at Center	Projection	Hand Space	Foot Width	Foot Length	Inner Box	Price Code
647	round knob	1-1/8"	1-1/8"	15/16"	11/16"	5/8"	5/8"	20	[A]

Pulls	Center-to-Center	Overall Length	Width at Center	Projection	Hand Space	Foot Width	Foot Length	Inner Box	Price Code
647-3	3" CC	4-5/8"	1/2"	1"	3/4"	7/8"	15/16"	15	[B]
647-96	96 mm (3-3/4") CC	5-3/8"	1/2"	1"	3/4"	7/8"	15/16"	20	[D]

Display	Description
DBE1031-GRY	Watervale hardware on Designer Grey display board, 16"W x 11"H

Finishes



BNBDL
Brushed Pewter



DBAC
Brushed Oil Rubbed Bronze



PC
Polished Chrome



SN
Satin Nickel



Shown in Brushed Oil Rubbed Bronze



Walker 1

Knobs	Description	Overall Length	Width at Center	Projection	Hand Space	Foot Width	Foot Length	Inner Box	Price Code
827	square knob	1-1/4"	1-1/4"	1-1/8"	11/16"	3/8"	3/8"	25	[D]
827L	large square knob	1-5/8"	1-5/8"	1-1/4"	11/16"	1/2"	1/2"	10	[D]
Pulls	Center-to-Center	Overall Length	Width at Center	Projection	Hand Space	Foot Width	Foot Length	Inner Box	Price Code
827-96	96 mm (3-3/4") CC	4-1/8"	3/4"	1-1/4"	7/8"	3/4"	3/8"	10	[E]
827-128	128 mm (5-1/16") CC	5-3/8"	3/4"	1-1/4"	7/8"	3/4"	3/8"	10	[F]
827-160	160 mm (6-5/16") CC	6-11/16"	3/4"	1-1/4"	7/8"	3/4"	3/8"	10	[F]
827-192	192 mm (7-9/16") CC	7-15/16"	3/4"	1-1/4"	7/8"	3/4"	3/8"	10	[G]
827-12	12" CC appl. handle	12-1/2"	1-1/8"	1-3/4"	1-1/4"	1-1/8"	1/2"	5	[K]

Walker 2

Pulls	Center-to-Center	Overall Length	Width at Center	Projection	Hand Space	Foot Width	Foot Length	Inner Box	Price Code
727-96	96 mm (3-3/4") CC	4"	1/2"	1-1/8"	7/8"	1/2"	1/4"	25	[D]
727-128	128 mm (5-1/16") CC	5-5/16"	1/2"	1-1/8"	7/8"	1/2"	1/4"	15	[D]
727-160	160 mm (6-5/16") CC	6-9/16"	1/2"	1-1/8"	7/8"	1/2"	1/4"	15	[E]
727-192	192 mm (7-9/16") CC	7-13/16"	1/2"	1-1/8"	7/8"	1/2"	1/4"	15	[E]

Displays	Description
DBE1050-GRY	Walker 1 hardware (3/4" wide) on Designer Grey display board, 16"W x 11"H
DBE1051-GRY	Walker 2 hardware (1/2" wide) on Designer Grey display board, 16"W x 11"H



STRIKING

Simplistic yet striking, Walker adds a balanced look to any space with long, clean lines and a comfortable, ergonomic grip. This collection stands apart from others by offering four standard pull lengths in two widths, ½" and ¾", to satisfy all design aesthetics.



Shown in Matte Black

Finishes



BG
Brushed Gold



BNBDL
Brushed Pewter



MB
Matte Black



PC
Polished Chrome



SBZ
Satin Bronze



SN
Satin Nickel



Knobs	Description	Overall Length	Width at Center	Projection	Hand Space	Foot Width	Foot Length	Inner Box	Price Code
641	square knob	1-1/4"	1-1/4"	1-3/16"	13/16"	5/16"	9/16"	25	[C]

Pulls	Center-to-Center	Overall Length	Width at Center	Projection	Hand Space	Foot Width	Foot Length	Inner Box	Price Code
641-3	3" CC	4-1/4"	5/8"	1-1/8"	7/8"	1/4"	7/16"	20	[D]
641-96	96 mm (3-3/4") CC	5"	5/8"	1-1/8"	7/8"	1/4"	7/16"	15	[D]
641-128	128 mm (5-1/16") CC	6-1/4"	5/8"	1-1/8"	7/8"	1/4"	7/16"	15	[E]
641-160	160 mm (6-5/16") CC	7-1/2"	5/8"	1-1/8"	7/8"	1/4"	7/16"	10	[F]

Display	Description
DBE1052-GRY	William hardware on Designer Grey display board, 16"W x 11" H

Finishes





Shown in Satin Nickel

SCULPTED


William embodies bold modernistic design, captivating all with its intricately sculpted yet soft geometric form. It offers four pull lengths and a coordinating knob in seven stunning finishes. The collection's angular facets effortlessly infuse a subtle hint of contemporary flair to any cabinet or furniture piece it adorns. Embracing the core of the modernist spirit, William creates an ambiance beyond the ordinary.



Knobs	Description	Overall Length	Width at Center	Projection	Hand Space	Foot Width	Foot Length	Inner Box	Price Code
3898	round knob	1-3/16"	1-3/16"	1-1/4"	3/4"	11/16"	11/16"	20	[C]

Pulls	Center-to-Center	Overall Length	Width at Center	Projection	Hand Space	Foot Width	Foot Length	Inner Box	Price Code
3899	3" CC	5-3/16"	5/16"	15/16"	3/4"	13/16"	1-5/16"	25	[B]

Display	Description
DBE1016-GRY	Westbury hardware on Designer Grey display board, 16" W x 11" H

Finishes			
			
BNBDL Brushed Pewter	DBAC Brushed Oil Rubbed Bronze	PC Polished Chrome	SN Satin Nickel



Shown in Satin Nickel



Knobs	Description	Overall Length	Width at Center	Projection	Hand Space	Foot Width	Foot Length	Inner Box	Price Code
988	round knob	1-1/16"	1-1/16"	1"	3/4"	7/16"	7/16"	25	[A]

Pulls	Center-to-Center	Overall Length	Width at Center	Projection	Hand Space	Foot Width	Foot Length	Inner Box	Price Code
988-3	3" CC	3-3/4"	3/8"	1-3/16"	3/4"	5/16"	9/16"	20	[B]
988-96	96 mm (3-3/4") CC	4-1/2"	3/8"	1-3/16"	3/4"	5/16"	9/16"	20	[D]
988-128	128 mm (5-1/16") CC	5-13/16"	1/2"	1-1/4"	3/4"	5/16"	9/16"	15	[D]
988-160	160 mm (6-5/16") CC	7-1/16"	1/2"	1-1/4"	3/4"	5/16"	9/16"	10	[E]

Display	Description
DBE1030-GRY	Zachary hardware on Designer Grey display board, 16"W x 11"H

Finishes



BNBDL Brushed Pewter **DBAC** Brushed Oil Rubbed Bronze **MB** Matte Black **PC** Polished Chrome **SN** Satin Nickel

Backplates



Shown with Gibson knob 105SN



Shown with Durham pull Z290-96-MB



Plain detail



Rope detail

Item	Description	Finishes	Overall Length	Width	Inner Box	Price Code
B812 [†]	plain knob backplate	AB, ABM-D, ABSB, AEM, ASM, BC, BLK, BNB, BNBDL, DACM, DBAC, ORB, PC, SB, SBN, SN	2-13/16"	1"	50	[C]
B812-96 [†]	plain 96 mm CC backplate	AB, ABM-D, ABSB, AEM, ASM, BC, BK, BNB, BNBDL, DACM, DBAC, ORB, PC, SB, SBN, SN	6-1/8"	1-1/4"	30	[E]
B812-96R [†]	rope 96 mm CC backplate	ABSB, BNB, BNBDL, DACM, DBAC, ORB, SN	6-1/8"	1-1/4"	30	[E]

Finishes



AB
Brushed Antique Brass



ABM-D
Distressed Antique Brass



ABSB
Antique Brushed Satin Brass



AEM
Lightly Distressed Antique Brass



ASM
Distressed Antique Silver



BC
Brushed Chrome



BK/BLK
Matte Black



BNB
Brushed Black Nickel



BNBDL
Brushed Pewter



DACM
Gun Metal



DBAC
Brushed Oil Rubbed Bronze



ORB
Dark Bronze



PC
Polished Chrome



SB
Satin Brass



SBN
Satin Black Nickel



SN
Satin Nickel

These products are being retired. Check availability online or call for products marked with "†"



CL101DBAC



CL101SN



CL101NI

Item	Description	Inner Box	Price Code
CL101 [†]	1-3/4" OL x 1-13/16" W Cabinet Latch (#5 x 5/8" wood screws included)	25	[G]

Finishes



DBAC
Brushed Oil
Rubbed Bronze



NI
Polished Nickel



SN
Satin Nickel

Finial Hinges



0128AB



0148MB
"A" style slim form
minaret tips



0158NI
"B" style rounded
minaret tips



0178SN[†]

Item	Description	Height	Inner Box	Master Carton	Finishes
0128	Full Wrap Around Hinge, 270° opening	2-3/4"	-	250	AB, DBAC, MB, SN
0148	Partial Wrap Around Hinge, 270° opening	2-3/4"	-	250	AB, DBAC, MB, SN
0158	Partial Wrap Around Hinge, 270° opening	2-3/4"	50	300	DBAC, NI, SN
0178 [†]	Partial Wrap Around Hinge, 270° opening	4"	50	200	SN

*Finial hinges are designed for 3/4" frame material and 3/4" thick door

Finishes



AB
Brushed Antique
Brass



DBAC
Brushed Oil
Rubbed Bronze



MB
Matte Black



NI
Polished Nickel



SN
Satin Nickel


SAVE TIME & MONEY

installing decorative hardware



Professional Grade Drilling Jig

- Fast and accurate
- Adjustable for up to 12" CC
- Centers on any width drawer up to 16" wide
- Stile and rail minimum width of 1/2"
- Durable aircraft quality anodized aluminum
- Made in the USA



Professional Grade
Hardware Drilling Jig
Item #: HDJ-300

Includes:

- T-square with center bushing
- 2 sliding drill guides
- End stop
- Top stop
- 5 mm drill bit
- Carrying Case





Drilling Jig Extension Set


- Allows for fast installation of cabinet handles up to 38" CC (960mm) when attached to HDJ-300 (Sold Separately)
- End Stop centers on any width of drawer up to 42" wide
- Doubles as a portable 32mm shelf pin jig
- Stile and rail minimum width of 1/2"
- Durable aircraft quality anodized aluminum
- Made in the USA



Includes:

Long Pull / Shelf Pin Extensions
Extended Ruler Attachment w/
Double Bracket
5mm Drill Bit

Hardware Drilling Jig Extension Set
Item #: HDJ-960-EXT



Red Plastic Drill Template Kit
Item #: HDT-RPKIT-R

Knob & Pull Drill Template Kit

- Easily install knobs and pulls ranging from 3" to 128 mm (5-1/16") CC on cabinet doors and drawers in three to four easy steps.
- Align the template on the cabinet door or drawer and mark the desired locations of the hardware. Drill using the 3/16" drill bit, then install!
- Retail packaged

Includes:

Red Plastic Door Template
Red Plastic Drawer Template
3/16" drill bit



Large Selection – Small Footprint



36-Board Tower
Part number DISPLAY-36
35" x 35" x 81"

36-Board Tower is our most popular display

18-Board Compact Tower

Revolves 360°

24" base footprint

Contemporary design

3 Jeffrey Alexander® headers included

Elements™ headers also available

Over 100 collections

60+ collections and 2,000 products in the Jeffrey Alexander brand

40+ collections and 1,000 products in the Elements brand

Decorative Hardware Boards can be displayed on a 36-Board tower, an 18-Board tower, or wall/slat wall mounted

Ask about the most popular collections in your area



18-Board Tower
Part number DISPLAY-18
24" x 24" x 81"

Display Towers	Description
DISPLAY-36	36-board tower with Jeffrey Alexander headers
DISPLAY-18	18-board tower with Jeffrey Alexander headers

Accessories	Description
D-36-HEAD-ELE	Elements header for DISPLAY-36
D-18-HEAD-ELE	Elements header for DISPLAY-18
DBSWM	Slat wall bracket for display boards
DBWM	Wall mounting bracket for boards

Quickly select decorative hardware

The price code on our Designer Grey display boards under each piece, and a corresponding price code key on the tower edge or wall, make it fast and simple for your staff and your customer to know the approximate price at a glance.


- Price code key available in a sticker for the tower (part number DISPLAY-KEY24) or as a printable PDF for framing.
- Price code key sticker is sized to fit on the edge of the wings of our displays
- Set your own pricing for your market with the digital version of the price code key, which you can update and print yourself
- Change prices each year by changing the price code key, not the display board

Label	Price Range*
[A]	Under \$3.50
[B]	~\$3.50 – \$5.00
[C]	~\$5.00 – \$6.00
[D]	~\$6.00 – \$8.50
[E]	~\$8.50 – \$10.75
[F]	~\$10.75 – \$14.50
[G]	~\$14.50– \$18.00
[H]	~\$18.00 – \$23.75
[J]	~\$23.75 – \$31.00
[K]	See Sales Associate

DISPLAY-KEY24
2-1/4" x 5-1/2"



Price codes are listed on our Designer Grey boards as well as on every collection page in this catalog



Our most popular collections in a consumer-friendly format

This FREE resource gives your customers a quick view of our popular collections with letter price codes to make quoting knobs and pulls a breeze. This consumer-focused half-size catalog saves you time while helping your customers pick the perfect knobs and pulls for their cabinets.

Ask your sales rep for your complimentary copies today.

◆ Patented & Original Designs



Alvar ◆

DB801-GRY



Annadale ◆

DB982-GRY



Anwick ◆

DB993-GRY



Audrey ◆

DB819-GRY



Belcastel 1 ◆

DB971-GRY



Bella ◆

DB975-GRY

Display boards are 16" x 11"

◆ Patented & Original Designs



Bordeaux

DB925-GRY



Boswell

DB805-GRY



Bremen 1 ◆

DB974-GRY



Bremen 2 ◆

DB973-GRY



Cairo

DB981-GRY



Callie ◆

DB998-GRY

Display boards are 16" x 11"

◆ Patented & Original Designs



Carmen ◆

DB817-GRY




Chesapeake

DB941-GRY



Cordova

DB955-GRY



Delgado ◆

DB944-GRY



Delmar ◆

DB980-GRY



Dominique ◆

DB814-GRY

Display boards are 16" x 11"

◆ Patented & Original Designs



Durham

DB954-GRY




Elara ◆

DB809-GRY



Ella ◆

DB996-GRY



Harlow

DB992-GRY



Hayworth ◆

DB999-GRY



Hudson

DB962-GRY

Display boards are 16" x 11"

◆ Patented & Original Designs




Marlo ◆

DB997-GRY



Merrick

DB984-GRY



Milan 1 ◆

DB988-GRY



Mirada

DB929-GRY



Philip ◆

DB815-GRY



Regan

DB985-GRY

Display boards are 16" x 11"

◆ Patented & Original Designs



Renzo ◆

DB818-GRY



Richard ◆

DB820-GRY



Roman ◆

DB812-GRY




Royce

DB990-GRY



Sonoma

DB964-GRY

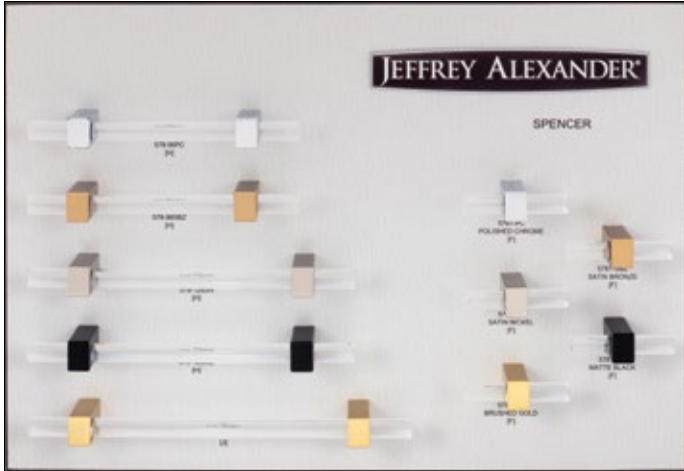


Southerland ◆ **NEW**

DB825-GRY

Display boards are 16" x 11"

◆ Patented & Original Designs



Spencer

DB823-GRY




Sullivan ◆

DB810-GRY



Sutton

DB967-GRY



Tahoe ◆

DB949-GRY



Tiffany ◆

DB994-GRY



Wheeler ◆

DB813-GRY

Display boards are 16" x 11"

◆ Patented & Original Designs



Whitlock ◆ *NEW*

DB824-GRY



Zane ◆

DB802-GRY



Matte Black Finish Board

DB806-GRY



Satin Bronze & Brushed Gold Finish Board

DB807-GRY



Brushed Gold Finish Board

DB808-GRY

Display boards are 16" x 11"

◆ Patented & Original Designs



Aiden

DBE1039-GRY



Asher

DBE1023-GRY



Belfast

DBE1018-GRY



Brenton

DBE1024-GRY



Cosgrove ◆

DBE1025-GRY



Edgefield

DBE1029-GRY

Display boards are 16" x 11"



Florence

DBE1012-GRY



Gibson

DBE1046-GRY




Glendale

DBE1013-GRY



Hadly ♦

DBE1036-GRY



Hammond

DBE1034-GRY



Kenner

DBE1032-GRY

Display boards are 16" x 11"

◆ Patented & Original Designs



Knox

DBE1044-GRY



Lindos

DBE1020-GRY



Madison

DBE1040-GRY



Merryville

DBE1033-GRY



Naples

DBE1014-GRY



Park ◆

DBE1038-GRY

Display boards are 16" x 11"



Seaver ◆

DBE1037-GRY



Sedona

DBE1017-GRY



Slade

DBE1028-GRY



Somerset

DBE1008-GRY



Stanton

DBE1021-GRY




Strickland

DBE1027-GRY

Display boards are 16" x 11"

◆ Patented & Original Designs



Syracuse ◆

DBE1019-GRY



Thatcher

DBE1045-GRY



Walker 1

DBE1050-GRY



Walker 2

DBE1051-GRY



Waternale

DBE1031-GRY



Westbury

DBE1016-GRY

Display boards are 16" x 11"

◆ Patented & Original Designs



William ◆ *NEW*

DBE1052-GRY




Zachary

DBE1030-GRY



Matte Black Finish Board

DBE1041-GRY



Satin Bronze Finish Board

DBE1042-GRY



Brushed Gold Finish Board

DBE1043-GRY

Display boards are 16" x 11"

Display Boards - Variety



Hooks (see pages 219-222 for Hooks)

DBHKE01-GRY



Elements Variety, Grey

DBEVAR3-FG



Elements Variety, White

DBEVAR3-WH

Display boards are 18" x 24"
Wall mount only, do not fit on our DISPLAY-18 or DISPLAY-36 towers.

800.463.0660 | www.HardwareResources.com



Essentials Variety

DBV-A3-FG

24" x 18" (wall mount only, does not fit on display towers)



Plus Variety

DBV-A5-FG

24" x 18" (wall mount only, does not fit on display towers)



Premium Variety

DBV-A7-FG

24" x 18" (wall mount only, does not fit on display towers)

Item Number Index

ITEM NUMBER	PAGE	ITEM NUMBER	PAGE	ITEM NUMBER	PAGE	ITEM NUMBER	PAGE	ITEM NUMBER	PAGE
26	163	193-4	133	329-12	74	484-32	50	598-128	69
39	161	193-96	133	329-18	74	484-305	50	598-160	69
40	160	193-128	133	329-96	74	484-396	50	598-192	69
48	64	193-160	133	329-128	74	484-128160	50	598-305	69
51	62	202	151, 174	329-160	74	484-192224	50	600	163
105	144	204	161	329-192	74	494	161	602	108
105-12	144	206	160	329-305	74	496	160	602-12	108
105-96	144	218	70, 161	329L	74	498T	69	602-96	108
105-128	144	220	160	331	136	511	162	602-128	108
105-160	144	239	135	331-96	136	511-3	162	602S	108
105-192	144	239-96	135	331-128	136	511-96	162	618	49
105-224	144	239-128	135	331L	136	516	132	618L	49
105-305	144	239-160	135	334	161	519	44	622	161
105L	144	239-192	135	336	160	519-12	44	624	160
107	132	242	64	351	136	519-18	44	625-3	166
110	174	0251	43	351-96	136	519-96	44	625-96	166
110-3	174	254-3	150	351-128	136	519-128	44	625-128	166
117	32	254-96	150	351L	136	519-160	44	625-160	166
127	34	259	71	366	161	525	146, 147	625-192	166
136	160	259-96	71	368	160	525-96	146	625-224	166
137	34	259-128	71	370	64	527	32	625-320	166
141	90	259-160	71	382	138	527-12	32	625-448	166
141-96	90	259-192	71	382-96	138	527-128	32	635-32	106
141-128	90	264-3	18	382-128	138	527-160	32	635-96	106
141-160	90	264-96	18	382-160	138	530	64	635-128	106
141-192	90	264-128	18	397	161	535	17	635-160	106
141-305	90	264-160	18	399	160	535-96	17	635-256	106
141L	90	264-192	18	400	163	535-128	17	641	178
146	64	270	161	406-128	134	535-160	17	641-3	178
152	64	272	160	417	70	535L	17	641-96	178
154	161	274	64	431	93, 98	536-96	17	641-128	178
156	160	278	24	435	20	536-128	17	641-160	178
165	52	278-12	24	435-96	20	537	34	645-96	152
165-12	52	278-18	24	435-128	20	537-12	34	645-128	152
165-96	52	278-96	24	435-160	20	537-128	34	645-160	152
165-128	52	278-128	24	435L	20	537-160	34	645-192	152
165-160	52	278-160	24	436-96	20	549-96	80	645-224	152
171	94	278-192	24	436-128	20	549-128	80	645-320	152
171-12	94	278-224	24	445	78	549-160	80	647	175
171-18	94	278-305	24	445-12	78	549-192	80	647-3	175
171-96	94	278L	24	445-18	78	549-320	80	647-96	175
171-128	94	286-96	72	445-96	78	558	161	650	58
171-160	94	286-128	72	445-128	78	560	160	650-12	58
171-192	94	286-160	72	445-160	78	575	169	650-96	58
171-305	94	286-192	72	445-192	78	575-96	169	650-128	58
171L	94	286-224	72	445-224	78	578-96	102	650-160	58
174	161	293-96	116	445-305	78	578-128	102	658	110
176	160	293-128	116	449	148	578-160	102	658-12	110
177-128	30	293-160	116	449-3	148	578T	102	658-96	110
177-160	30	293-192	116	449-96	148	585	45	658-128	110
177-192	30	293-224	116	449-128	148	585-12	45	658-160	110
177-224	30	293-305	116	449-160	148	585-96	45	658-192	110
178	64	293T	116	475	163	585-128	45	658-224	110
183	157	302	161	478-12	68	585-160	45	667	88
183-3	157	304	160	478-18	68	585L	45	667-3	88
183-96	157	308-128	134	478-96	68	595	36, 93	667-12	88
188	60	317	70	478-128	68	595-96	36	667-18	88
188-96	60	317-12	70	478-160	68	595-128	36	667-96	88
188-128	60	317-96	70	478-192	68	596	62	667-128	88
188-160	60	317-128	70	478-305	68	598-12	69	667-160	88
188L	60	317-160	70	478T	68	598-18	69	667-224	88
193-3	133	329	74	484	50	598-96	69	667-305	88

Item Number Index

Knobs & Pulls


ITEM NUMBER	PAGE	ITEM NUMBER	PAGE	ITEM NUMBER	PAGE	ITEM NUMBER	PAGE	ITEM NUMBER	PAGE
667L	88	798-160	93	905-128	114	3960	143	G130L	54
667S	88	818	28	905-160	114	3970	143, 150	G140	54
678	112	818-12	28	905-192	114	3980	48	G140L	54
678-18	112	818-96	28	905-305	114	3990	29	G150	54
678-96	112	818-128	28	915	42	3991	76	G150L	54
678-128	112	818-160	28	937-3	147	4128	98	K271-3.5-SS	172
678-160	112	818L	28	937-96	147	4160	98	K271-3SS	172
686	100	827	176	944	96	4192	98	K271-4SS	172
686-96	100	827-12	176	944-12	96	4288	98	K271-96-SS	172
686-128	100	827-96	176	944-96	96	4655	151, 173	MO6303	26
686-160	100	827-128	176	944-128	96	4656	137	MO6373	26
698-12	69	827-160	176	944-160	96	4690	137	MO6373-12	26
698-18	69	827-192	176	944-192	96	5128	62	MO6373-18	26
698-96	69	827L	176	944-224	96	5192	62	MO6373-128	26
698-128	69	839-3	38	944-305	96	5224	62	MO6373-160	26
698-160	69	839-96	38	950	64	5319	62	P106	174
698-192	69	839-128	38	972	77	5480	62	R1011	173
698-305	69	839-160	38	972-12	77	5673	62	R1012	173
718	49	840	151	972-96	77	5900	62	S271-3	172
718-128	49	845	46	972-128	77	7210	173	S271-3.5	172
719	161	845-12	46	972-160	77	8004	165	S271-4	172
720	160	845-18	46	972-224	77	8233	76	S271-96	172
722	64	845-96	46	972-305	77	8236	29	S271-128	172
727-96	176	845-128	46	972L	77	80152-96	84	S6060	92
727-128	176	845-160	46	972S	77	80152-128	84	WB150	151
727-160	176	845-192	46	976-128	134	80152-160	84	WK150	151
727-192	176	845-305	46	984-3	164	80814	165	WP150	151
737-12	42	845T	46	984-96	164	80815	165	Z105	173
737-96	42	845TL	46	984-128	164	81021	84	Z110	42, 43
737-128	42	847-96	89	984-160	164	81065	165	Z111	43
737-160	42	847-128	89	984-192	164	346564	173	Z115	154
745-128	134	847-160	89	988	181	409222	173	Z115-96	154
749	109	859-3	170	988-3	181	409223	173	Z115-128	154
749-96B	109	859-96	170	988-96	181	411689	137	Z115L	154
749-128	109	859-128	170	988-128	181	412461	137	Z118	139
749-128B	109	859-160	170	988-160	181	413321	173	Z118-3	139
749-160	109	859T	170	993	130	413322	173	Z118-96	139
749-224	109	867	22	993-3	130	417572	137	Z205	137
752-19	104	867-3	22	993-96	130	530142	137	Z259-3	155
752-96	104	867-96	22	993-128	130	530143	137	Z260-3	92
752-128	104	867-128	22	0128	183	530144	137	Z260-12	92
752-160	104	867-160	22	0148	183	4307305	173	Z261-96	92
752-192	104	867-228	22	0158	183	A271-3.5AL	172	Z261-128	92
752-224	104	867-320	22	0178	183	A271-3AL	172	Z280	43
761	161	867L	22	1018	151	A271-4AL	172	Z281	43
763	160	875	151	1091	82	A271-96AL	172	Z281-12	43
767	86	878	151	1092	82	A500-3	140	Z281-18	43
767-96	86	885	56	1092-12	82	A500-4	140	Z281-128	43
767-128	86	885-96	56	1092-128	82	A500-6	140	Z281-160	43
767-160	86	885-128	56	1092-160	82	A500-8	140	Z290-3	48
771-3	168	885-160	56	2980	142	A500-10	140	Z290-12	48
771-96	168	885-192	56	2981	142	A500-12	140	Z290-96	48
771-128	168	885-224	56	3108	143	A500-125	140	Z290-128	48
771-160	168	885-305	56	3208	143, 151	B812	182	Z290-160	48
775	40	885L	56	3211	137	B812-96	92, 182	Z500-128	137
775-96	40	897	156	3308	143	CH3503	151	Z718-12	49
775-128	40	897-3	156	3898	180	CL101	183		
775-160	40	897L	156	3899	180	G110	54		
775L	40	905	114	3910	155	G110L	54		
776-128	134	905-12	114	3915	164	G120	54		
798-96	93	905-18	114	3940	143	G120L	54		
798-128	93	905-96	114	3950	143	G130	54		

Find trending finishes in our most popular collections

JEFFREY ALEXANDER®

by Hardware Resources

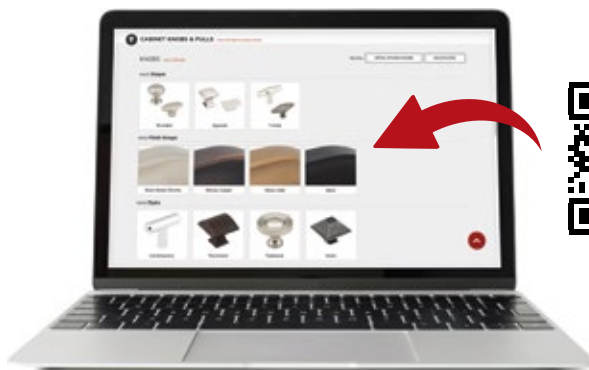
Collection	Brushed Gold (BG/ABG/MBBG)	Matte Black (MB/BLK/MBSS/MBSN)	Satin Bronze (SBZ/MBSBZ)	See Page
Alvar		✓	✓	18
Annadale		✓		20
Audrey	✓	✓	✓	24
Belcastel 1		✓	✓	26
Boswell		✓		30
Bremen 1			✓	32
Callie		✓	✓	38
Carmen	✓	✓	✓	40
Dominique	✓	✓	✓	46
Durham		✓		48
Elara		✓	✓	50
Hayworth	✓	✓	✓	56
Key Grande	✓	✓		62
Key West & Key Largo	✓	✓	✓	64
Larkin 1 & 2	✓	✓	✓	68
Larkin 3 & 4 <i>NEW</i>	✓	✓	✓	69
Leyton		✓	✓	72
Loxley <i>NEW</i>	✓	✓	✓	74
Lyon	✓	✓	✓	76
Marie		✓	✓	78
Merrick		✓	✓	80
Milan 1		✓		82
Mirada		✓		84
Philip	✓	✓	✓	86
Regan		✓		89
Renzo	✓	✓	✓	90
Richard	✓	✓	✓	94
Roman	✓	✓	✓	96
Sonoma		✓		98
Southerland <i>NEW</i>	✓	✓	✓	100
Spencer	✓	✓	✓	102
Sullivan		✓		104
Sutton	✓	✓	✓	106
Tiffany	✓	✓	✓	110
Wheeler	✓	✓	✓	112
Whitlock <i>NEW</i>	✓	✓	✓	114
Zane		✓		116



Find trending finishes in our most popular collections

ELEMENTS® by Hardware Resources

Collection	Brushed Gold (BG/ABG/MBBG)	Matte Black (MB/BLK/MBSS/MBSN)	Satin Bronze (SBZ/MBSBZ)	See Page
Asher		✓		133
Belfast		✓		134
Brenton		✓		135
Edgefield	✓	✓		140
Florence		✓	✓	142
Gibson	✓	✓	✓	144
Glendale		✓	✓	146
Hadly	✓	✓	✓	148
Hammond		✓		147
Kenner		✓		150
Knox		✓		152
Madison	✓	✓	✓	155
Merryville		✓		156
Naples	✓	✓	✓	160
Sedona		✓	✓	163
Somerset		✓	✓	165
Stanton	✓	✓	✓	166
Thatcher	✓	✓	✓	170
Torino		✓		172
Walker 1 & 2	✓	✓	✓	176
William NEW	✓	✓	✓	178
Zachary		✓		181




Did you know... you can shop by finish on our website?

To see how, scan the QR code or visit <https://delivr.com/sfjkr>

Relative Scale

Looking for guidance on choosing the right combination of knobs and pulls for new cabinets? We can help!



Video


<https://delivr.com/2y8d9>

Scan the QR codes to view a how-to video or download a PDF guide.




PDF

<https://delivr.com/2xfx2>



Detailed Product Dimension Guide

Detailed spec drawings and dimensions for knobs & pulls



To download the PDF, scan the QR code or visit <https://delivr.com/272a7>

Finish Key

Knobs & Pulls



All brushed, antique, and distressed finishes are created by hand to add texture to the item. We hold a tight range of acceptance for color variation, however, a slight variance in the texture and tone of these items can occur. We consider these variances to be minimal; slight variations are normal.

For best results, use water and a mild soap with a soft cloth. Avoid glass cleaners, general kitchen/bathroom cleaners and other abrasive cleansers, as those cleaners could damage the finish.

Soap & Water Method:

1. Fill a bowl or sink with warm water and add a squirt of dishwashing liquid or olive-based soap. Swish the water around with your hand to make suds.
2. Dip a rag into the soapy water and wring it out.
3. Wipe the cabinet hardware with the soapy rag. For tough grime, dip a soft toothbrush into the soapy water and scrub gently.
4. Rinse the rag, wring it out, and wipe the cabinet hardware to remove the soap residue.
5. Buff the hardware with a dry chamois cloth to polish and shine it.

Vinegar Method

1. For tougher cleaning, use a solution of one part white vinegar to one part water.
2. Moisten a rag with the vinegar solution.
3. Wipe the hardware with the rag. If the rag becomes dirty, rinse the rag with water and remoisten with the vinegar solution.
4. Buff the hardware with a dry chamois cloth for a nice polish and sheen.

To reduce damage to both cabinets and hardware, use a screwdriver to hand tighten the screws to a knob or pull. Do not use a power drill or impact driver. The use of a power drill/impact driver can easily strip screw heads and overtighten hardware, causing damage to the cabinet door or drawer front.



Product Warranty

Hardware Resources believes in quality, integrity, and reliability. We uphold the highest standards of service and responsibility in the industry.

As such, Hardware Resources warrants all decorative cabinet hardware products against defects in material and workmanship as long as the original consumer purchaser owns the products, if the original consumer purchased the products from an authorized distributor of Hardware Resources. Hardware Resources cannot guarantee the quality or condition of products from distributors who do not agree to meet our high standards, and therefore, no warranty is provided for products from unauthorized sellers.

If the finish of any of these items tarnishes, corrodes, rusts, begins to chip or rub off or has any other defect, Hardware Resources will send to the original purchaser, a new replacement product of the same or comparable style and quality at no charge. If a replacement is no longer available, Hardware Resources will refund to the original purchaser, the current wholesale value of the knob or pull.

This warranty is a warranty of replacement only. Hardware Resources specifically does not warrant removal of the product nor installation of replacement new product. This warranty does not apply when the item has been tampered with, misused, improperly installed, altered from the original form, or damaged through improper cleaning, abuse or accident.

All brushed and machined finishes are created by hand to add texture to the item. We hold a tight range of acceptance for color variation, however, a slight variance in the texture and tone of these items can occur. We consider these variances to be minimal and are not considered a defect in the product.

In the unlikely event that a defective decorative cabinet hardware item is encountered, please contact Customer Service at 800.463.0660. Please be able to provide a brief description and photographs of the defect.